

CS 61C: Great Ideas in Computer Architecture (Machine Structures)

Instructors:
Randy H. Katz
David A. Patterson
<http://inst.eecs.Berkeley.edu/~cs61c/fa10>

9/2/10

Fall 2010 -- Lecture #1

1

Agenda

- Review
- Pointers in C vs. Arrays indices
- C functions vs. Java methods
- Administrivia
- Technology Break
- Functions in MIPS
- Summary

9/2/10

Fall 2010 -- Lecture #1

2

Review from Last Lecture

- People need text as well as numbers
- C: 8-bit **ASCII**, Java: 16-bit **Unicode**
- load byte (**lb**), store byte (**sb**), load halfword (**lh**), store halfword (**sh**) support characters
- Decisions in C and Java (if, while, repeat, for, ...) via **conditional branch**:
 - Branch equal (**beq**) register1, register2, address
 - Branch not equal (**bne**) register1, register2, addr.
- **Unconditional Branch** (**jump**) too
 - Jump (**j**)

3

Review from Last Lecture: String Copy in C

```
i = 0;
while( (x[i] = y[i]) != '\0' ) /* copy & test byte */
    i += 1;
i => $s0, source address in $s1, destination in $s2
add $s0,$zero,$zero # i = 0+0
Loop: add $t1,$s0,$a1 # address of y[i] in $t1
      lb $t2, 0($t1) # $t2 = y[i]
      add $t3,$s0,$a0 # address of x[i] in $t3
      sb $t2, 0($t3) # x[i] = y[i]
      beq $t2,$zero,Exit # if y[i] == 0, go to Exit
      addi $s0, $s0,1 # i = i + 1
      j Loop # go to Loop
Exit: # N characters => N*7 + 6 instructions
```

9/2/10

Fall 2010 -- Lecture #3

4

Faster way to write string copy?

Why not just increment addresses in \$s1, \$s2?
i => \$s0, source address \$s1, destination in \$s2
Loop: lb \$t2, 0(\$s1) # \$t2 = y[i]
 sb \$t2, 0(\$s2) # x[i] = y[i]
 beq \$t2,\$zero,Exit # if y[i] == 0, go to Exit
 addi \$s1, \$s1,1 # next address to load
 addi \$s2, \$s2,1 # next address to store
 j Loop # go to Loop
Exit: # Now N characters => N*6 + 3 instructions
(if N=4, 34 instructions before vs 27 now)

9/2/10

Fall 2010 -- Lecture #3

5

How Get Fast Code in C?

- C added concept of **pointer**
- C pointer is exactly a MIPS address
- Incrementing/decrementing pointer is simply incrementing/decrementing MIPS address
- **char *p** means **p** is a pointer to a string
- **&x[0]** means address of first element of **x**
- ***p++** means read value pointed to by **p** and then increment **p** by the size of object in bytes

9/2/10

Fall 2010 -- Lecture #3

6

How Get Fast Code in C?

- New string copy
- ```
char *p, *q;
p = &x[0];
/* set p to address of 1st char of x */
q = &y[0];
/* set q to address of 1st char of y */
while(*q++ = *p++) != '\0' ;
```

9/2/10

Fall 2010 – Lecture #3

7

## Why Pointers in C?

- At time C was invented (1972), compilers often didn't produce efficient code
  - Computers 25,000 times faster today, compilers better
- C designed to let programmer say what want code to do without compiler getting in way
  - Even give compilers hints which registers to use!
- Today's compilers produce much better code, so may not need to use pointers
  - Compilers even ignore hints since they do it better!

9/2/10

Fall 2010 – Lecture #3

8

## C vs. Java

|                   | C                                                                                          | Java                                                                                                                                |
|-------------------|--------------------------------------------------------------------------------------------|-------------------------------------------------------------------------------------------------------------------------------------|
| Type of Language  | Function Oriented                                                                          | Object Oriented                                                                                                                     |
| Program-ming Unit | Function                                                                                   | Class = Abstract Data Type                                                                                                          |
| Compilation       | gcc hello.c creates machine language code                                                  | javac Hello.java creates Java virtual machine language bytecode                                                                     |
| Execution         | a.out loads and executes program                                                           | java Hello interprets bytecode                                                                                                      |
| hello, world      | <pre>#include&lt;stdio.h&gt; int main(void) {     printf("Hello\n");     return 0; }</pre> | <pre>public class HelloWorld {     public static void main     (String[] args) {         System.out.println("Hello");     } }</pre> |
| Storage           | Manual ( <b>malloc</b> , <b>free</b> )                                                     | Automatic (garbage collection)                                                                                                      |

9/2/10

From <http://www.cs.princeton.edu/introcs/fao/c2java.html>

9

## Functions in C

- Functions: How to structure C programs for understandability and to get reuse
- Calling function: **s = max(x, y, 100);**
- If no value to return, declare it type **void**
  - Function with no return value called *procedure* in other programming languages

9/2/10

Fall 2010 – Lecture #1

10

## C Functions

- Give name of function and type of value it returns
- ```
int max(a, b, c) /* declaration */
int a, b, c; /* type of params */
{
    int m;
    m = (a>b)? a:b;
    return(m>c? m:c);
}
```

9/2/10

Fall 2010 – Lecture #1

11

6 Steps in Calling a Function

1. Put parameters in a place where function can access them
2. Transfer control to function
3. Acquire storage resources needed for function
4. Perform desired task
5. Put result value in a place where calling program can access it and restore any registers you used
6. Return control to point of origin, since a function can be called from several points in a program

9/2/10

Fall 2010 – Lecture #1

12

MIPS Function Call Conventions

- Registers faster than memory, so use registers
- $\$a0$ – $\$a3$: 4 *argument* registers to pass parameters
- $\$v0$ – $\$v1$: 2 *value* registers to return values
- $\$ra$: one *return address* register to return to the point of origin

9/2/10

Fall 2010 – Lecture #1

13

MIPS Function Call Instructions

- Invoke function: *jump and link* instruction (*jal*)
 - “link” means form an address or link that points to calling site to allow function to return to proper address
 - Jumps to address and simultaneously saves the address of following instruction in register $\$ra$

```
jal ProcedureAddress
```
- Return from function: *jump register* instruction (*jr*)
 - Unconditional jump to address specified in register

```
jr $ra
```

9/2/10

Fall 2010 – Lecture #1

14

Notes on Functions

- Calling program (*caller*) puts parameters into registers $\$a0$ – $\$a3$ and uses `jal X` to invoke *X* (*callee*)
- Must have register in computer with address of currently executing instruction
 - Instead of Instruction Address Register (better name), historically called *Program Counter* (*PC*)
 - It’s a program’s counter, it doesn’t count programs!
- `jr $ra` puts address inside $\$ra$ into PC
- What value does `jal X` place into $\$ra$?

9/2/10

Fall 2010 – Lecture #1

15

When is Midterm, Final?

- To reduce time pressure, 3 hours for 1.5 hour midterm
- **Midterm Exam Wednesday October 6, 6 – 9PM, Pimental 1**
- **Final Exam Monday December 13, 8 – 11AM, TBD**

9/2/10

Fall 2010 – Lecture #1

16

The Rules (and we really mean it!)



9/2/10

Fall 2010 – Lecture #1

17

Agenda

- Review
- Pointers in C vs. Arrays indices
- C functions vs. Java methods
- Administrivia
- Technology Break
- Functions in C
- Summary

9/2/10

Fall 2010 – Lecture #1

18

Where save old registers values to restore them after function call?

- Need a place to place old values before call function, restore them when return, and delete
- Ideal is *stack*: last-in-first-out queue (e.g., stack of plates)
 - Push: placing data onto stack
 - Pop: removing data from stack
- Stack in memory, so need register to point to it
- *\$sp* is the *stack pointer* in MIPS
- Convention is grow from high to low addresses
 - Push decrements *\$sp*, Pop increments *\$sp*

9/2/10

Fall 2010 – Lecture #1

19

Example

```
int leaf_example (int g, int h, int
i, int j)
{
    int f;
    f = (g + h) - (i + j);
    return f;
}
```

- Parameter variables *g*, *h*, *i*, and *j* in argument registers *\$a0*, *\$a1*, *\$a2*, and *\$a3*, and *f* in *\$s0*
- Assume need one temporary register *\$t0*

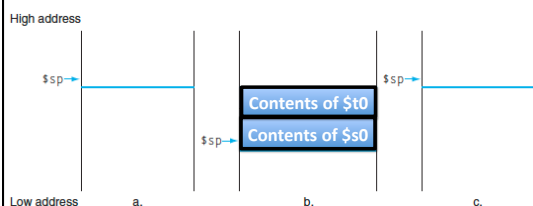
9/2/10

Fall 2010 – Lecture #1

20

Stack before, during, after function

- Need to save old values of *\$s0* and *\$t0*



9/2/10

Fall 2010 – Lecture #1

21

MIPS Code for leaf_example

leaf_example:

```
# adjust stack for 2 items
# save $t0 for use afterwards
# save $s0 for use afterwards
# f = g + h
# t0 = i + j
# return value (g + h) - (i + j)
# restore $s0 for caller
# restore $t0 for caller
# delete 2 items from stack
jr $ra # jump back to calling routine
```

9/2/10

Fall 2010 – Lecture #1

22

What if a function calls a function? Recursive function calls?

- Would clobber values in *\$a0* to *\$a1* and *\$ra*
- What is the solution?

9/2/10

Fall 2010 – Lecture #1

24

Recursive Function Factorial

```
int fact (int n)
{
    if (n < 1) return (1);
    else return (n * fact(n-1));
}
```

9/2/10

Fall 2010 – Lecture #1

25

Recursive Function Factorial

```
fact: addi $sp, $sp, -8      # adjust stack for 2 items
      sw $ra, 4($sp)       # save return address
      sw $a0, 0($sp)       # save argument n
      slti $t0, $a0, 1     # test for n < 1
      beq $t0, $zero, L1   # if n >= 1, go to L1
      addi $v0, $zero, 1   # Then part (n==1) return 1
      addi $sp, $sp, 8     # pop 2 items off stack
      jr $ra # return to caller

L1:   addi $a0, $a0, -1    # Else part (n >= 1)
      # arg. gets (n - 1)
      jal fact            # call fact with (n - 1)
      lw $a0, 0($sp)     # return from jal: restore n
      lw $ra, 4($sp)     # restore return address
      addi $sp, $sp, 8   # adjust sp to pop 2 items
      mul $v0, $a0, $v0  # return n * fact (n - 1)
      jr $ra # return to the caller
```

9/2/10

Fall 2010 - Lecture #1

26

Allocating space on stack

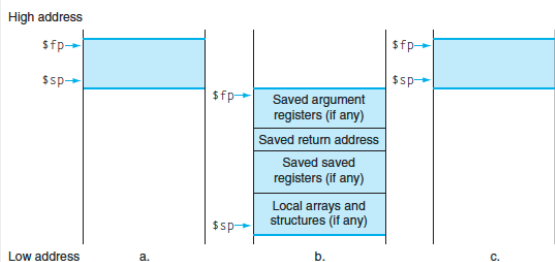
- C has two storage class: automatic and static
 - *Automatic* variables are local to function and discarded when function exits.
 - *Static* variables exist across exits from and entries to procedures
- Can use stack for automatic (local) variables that don't fit in registers
- *procedure frame* or *activation record*: segment of stack with saved registers and local variables
- Some MIPS compilers use a *frame pointer (\$fp)* to point to first word of frame

9/2/10

Fall 2010 - Lecture #1

27

Stack before, during, after call



9/2/10

Fall 2010 - Lecture #1

28

Question?

```
static int *p;
int leaf (int g, int h,
          int i, int j)
{
    int f; p = &f;
    f = (g + h) - (i + j);
    return f;
}

int main(void) { int x;
...
x = leaf(1,2,3,4);
...
x = leaf(3,4,1,2);
...
printf("%d\n", p);
}
```

- What will a.out do?
 - Print -4
 - Print 4
 - a.out will crash
 - None of the above

9/2/10

Fall 2010 - Lecture #1

29

Optimized Function Convention

- To reduce expensive loads and stores from spilling and restoring registers, MIPS divides registers into two categories:
 1. Preserved across function call
 - Caller can rely on values being unchanged
 - \$ra, \$sp, \$gp, \$fp, "saved registers" \$s0 - \$s7
 2. Not preserved across function call
 - Caller *cannot* rely on values being unchanged
 - Return value registers \$v0, \$v1, Argument registers \$a0 - \$a3, "temporary registers" \$t0 - \$t9

9/2/10

Fall 2010 - Lecture #1

30

Register Numbering

Name	Register number	Usage	Preserved on call?
\$zero	0	The constant value 0	n.a.
\$v0-\$v1	2-3	Values for results and expression evaluation	no
\$a0-\$a3	4-7	Arguments	no
\$t0-\$t7	8-15	Temporaries	no
\$s0-\$s7	16-23	Saved	yes
\$t8-\$t9	24-25	More temporaries	no
\$gp	28	Global pointer	yes
\$sp	29	Stack pointer	yes
\$fp	30	Frame pointer	yes
\$ra	31	Return address	yes

9/2/10

Fall 2010 - Lecture #1

31

Where is stack in memory?

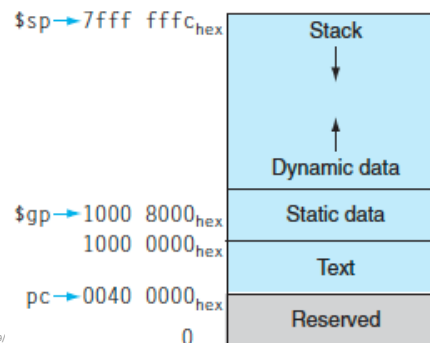
- MIPS convention
- Stack starts in high memory and grows down
 - Hexadecimal (base 16) : $7fff\ fffc_{hex}$
- MIPS programs (*text segment*) in low end
 - $0040\ 0000_{hex}$
- *static data segment* (constants and other static variables) above text for static variables
 - MIPS convention *global pointer* ($\$gp$) points to static
- Heap above static for data structures that grow and shrink ; grows up to high addresses

9/2/10

Fall 2010 – Lecture #1

32

MIPS Memory Allocation



9/

33

Summary

- C is function oriented; code reuse via functions
 - Jump and link (jal) invokes, jump register ($jr\ \$ra$) returns
 - Registers $\$a0-\$a3$ for arguments, $\$v0-\$v1$ for return values
- Stack for spilling registers, nested function calls, C local (automatic) variables
- Pointers/pointer arithmetic to reduce array overhead
 - No pointers to automatic data!
- Registers selectively saved/restored on call
 - Saved registers $\$s0-\$s7$; temporary regs $\$t0-\$t9$ not saved
- C splits memory into text, static, heap, stack, with registers dedicated to support: $\$gp, \$sp, \$fp$

9/2/10

Fall 2010 – Lecture #1

34