

CS61A Lecture 2

Functions and Applicative Model of Computation

Tom Magrino and Jon Kotker
UC Berkeley EECS

June 19, 2012



CS in the News

Teaching goes social!

The screenshot shows the top navigation bar of the New York Times website with links for HOME PAGE, TODAY'S PAPER, VIDEO, MOST POPULAR, and Edition: U.S. / Global. Below the masthead, the 'U.S.' section is selected, with sub-sections for WORLD, U.S., N.Y. / REGION, BUSINESS, TECHNOLOGY, SCIENCE, HEALTH, SPORTS, and OPINION. Further sub-sections include POLITICS, EDUCATION, and TEXAS. The main article title is 'Teachers' Union to Open Lesson-Sharing Web Site' by MOTOKO RICH, published on June 18, 2012. The article text states: 'Teachers seeking lesson plans on anything from fractions and multiplication tables to Shakespeare or the Civil War can take to the Internet for a boundless array of work sheets, reading lists and classroom tips, available free or for a fee.' A social media sidebar on the right offers sharing options for Facebook, Twitter, Google+, Email, LinkedIn, Print, and Reprints. A 'Connect With Us on Twitter' box on the left promotes following @NYTNational and mentions a Twitter List for Reporters and Editors. A small graphic of the 'National' logo is also present.

http://www.nytimes.com/2012/06/19/us/teachers-union-to-open-lesson-sharing-web-site.html?_r=1&ref=education



Announcements

- Project 1 is out, due 6/29.
- Homework 1 is out, due 6/22.
- Lab 1 solutions are up.
 - They will always be up the day after the lab.
- You should all have lab accounts by now.
 - If you don't, please talk to your TA.
- CSUA will hold a UNIX help session on Tuesday, June 26 at 8pm in 310 Soda.



Today

- Expressions and Statements
- Functions
- A Basic Model of Evaluation
- Other Features



The Elements of Programming

- Primitive Expressions and Statements
 - *Simplest building blocks of language*
- Means of Combination
 - *Compound elements are built from simpler ones*
- Means of Abstraction
 - *Compound elements can be named and manipulated as units*



The Elements of Programming

*“Computer science deals with the **theoretical** foundations of **DATA** and **FUNCTIONS**, together with practical techniques for the **implementation and application** of these foundations”*

– Wikipedia



Functions and Data

- **Data:** Stuff we want to manipulate

“The Art of Computer Programming”

33

Alan Turing

This slide

- **Functions:** Rules for manipulating data

Count the words in a line of text

Pronounce someone’s name

Display a dancing bear

Load the next slide



Expressions

An **expression** describes a *computation* and evaluates to a *value*.

$$18 + 69$$

$$\sqrt{3493161}$$

$$f(x)$$

$$\sum_{i=1}^{100} i$$

$$\sin(\pi)$$

$$|-1984|$$

$$\begin{pmatrix} 69 \\ 18 \end{pmatrix}$$

$$f(f(f(x))) + g(x)$$



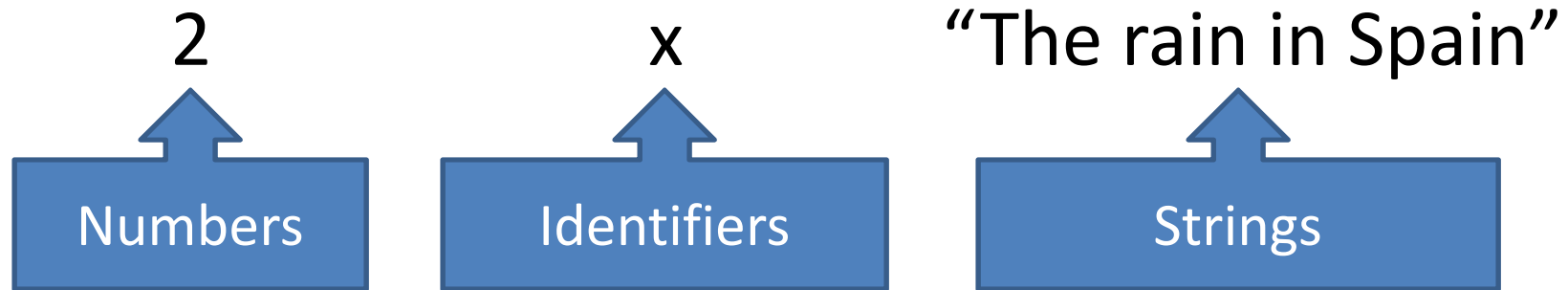
Expressions

There are two kinds of expressions: *primitive expressions* and *compound expressions*.



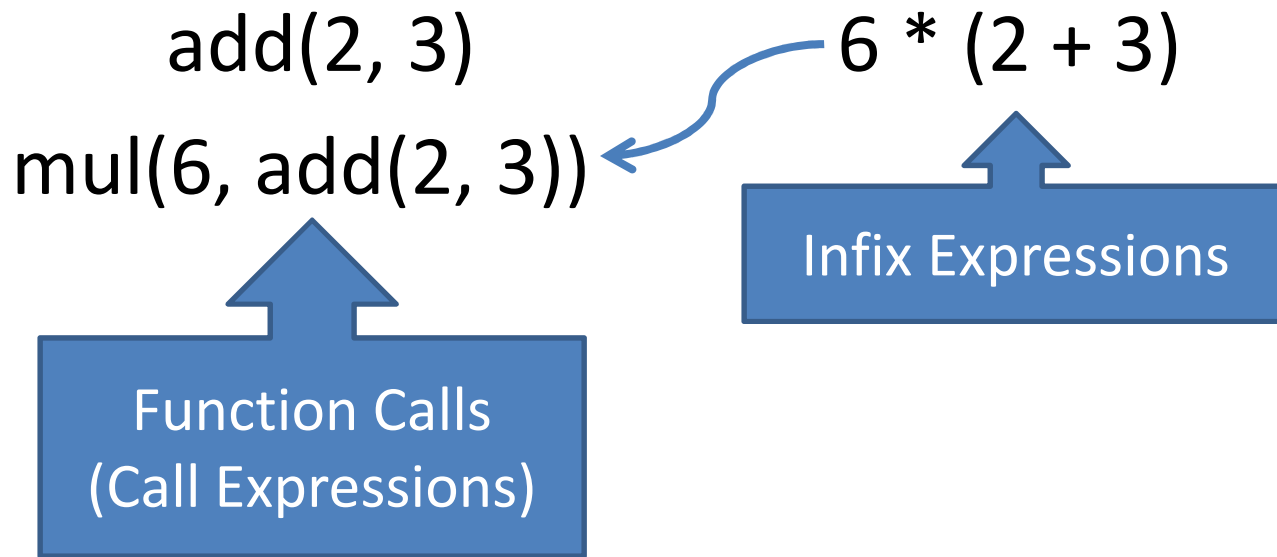
Expressions

- **Primitive Expressions** – expressions that directly describe their value.



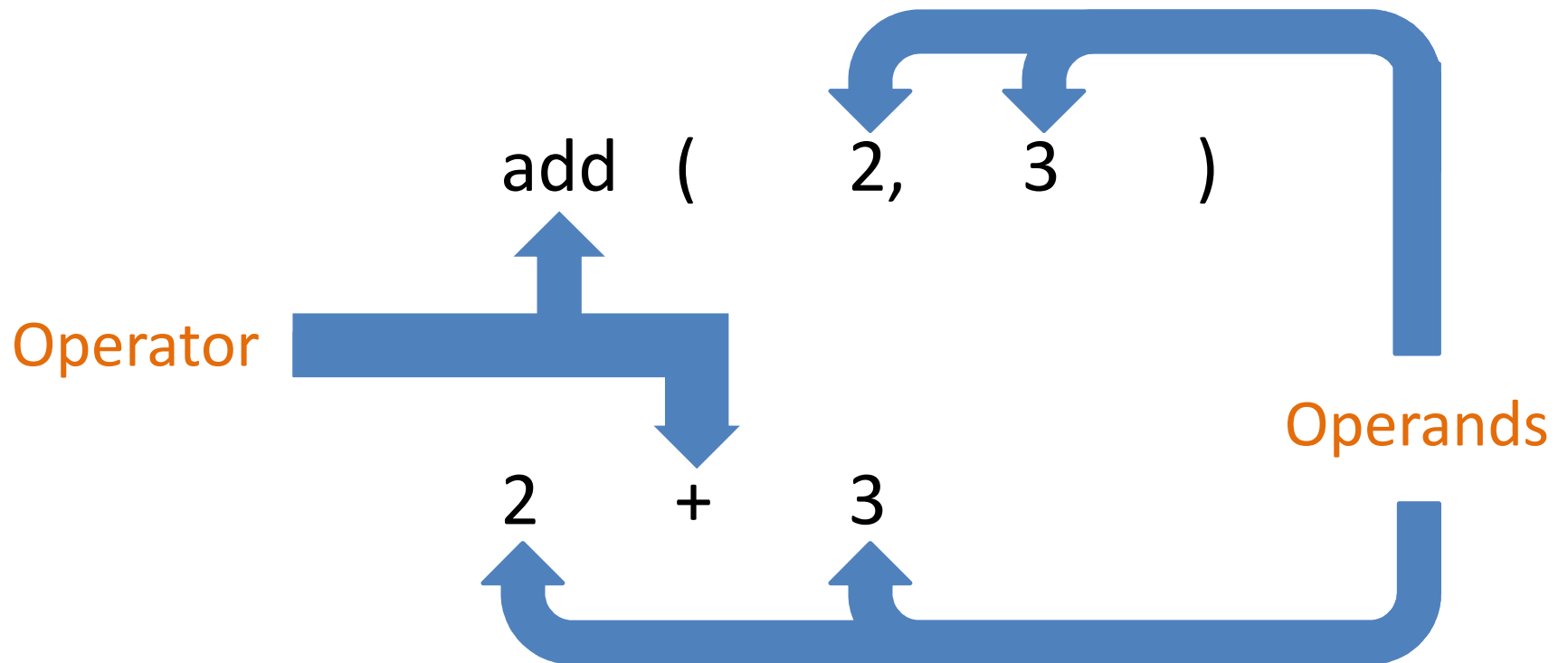
Expressions

- **Compound Expressions** – expressions that are composed of simpler expressions.



Expressions

- **Compound Expressions** – expressions that are composed of simpler expressions.



Evaluating Expressions

If we are evaluating a **primitive expression**, simply use the value it represents.

3 \longrightarrow 3

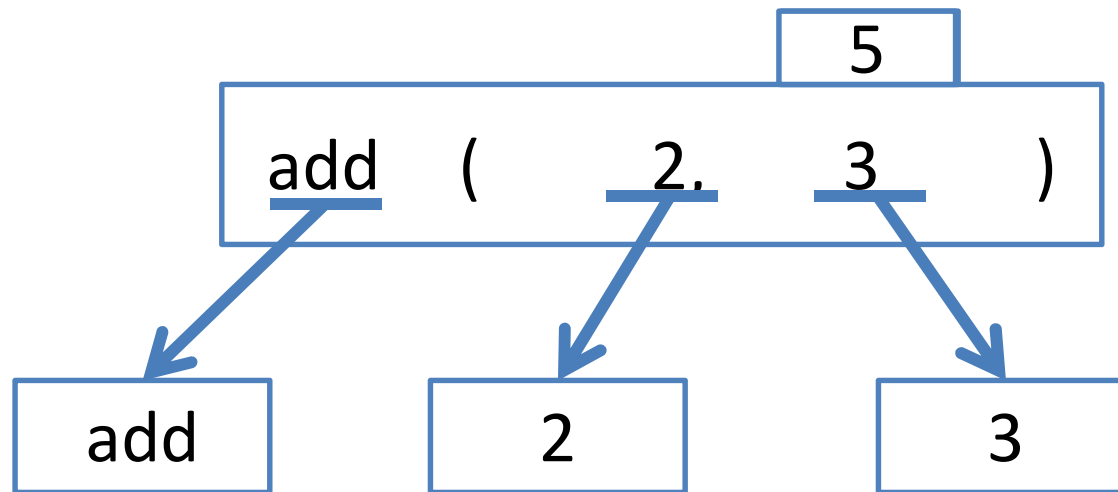
x \longrightarrow <whatever x holds>



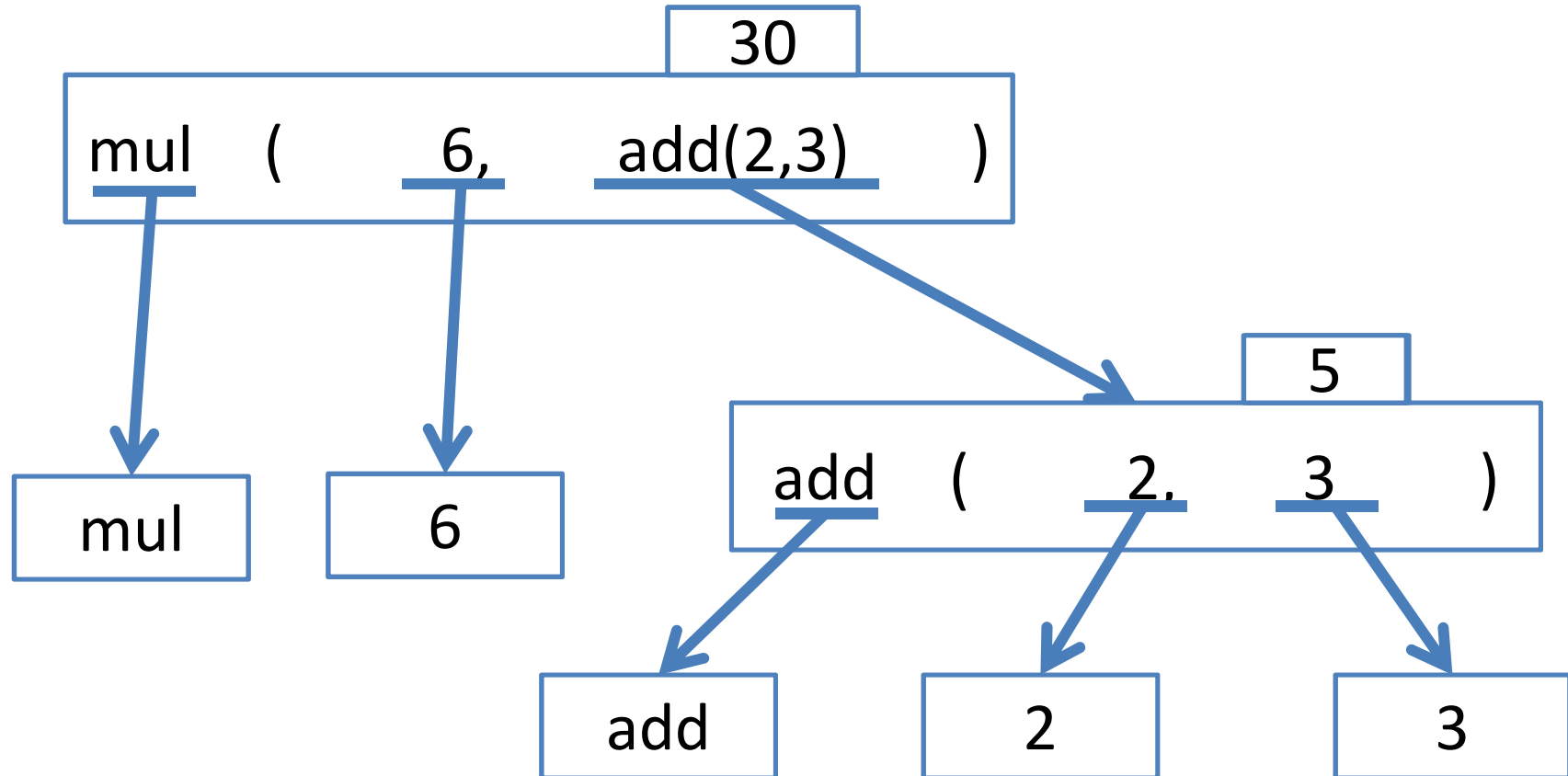
Evaluating Expressions

If we are evaluating a **compound expression**:

1. Evaluate the operator and operands.
2. Apply the operator to the operands.



Evaluating Expressions



Statements

A **statement** is executed by the program to perform an *action*. It can either be a single line of code (**simple**) or a series of lines (**compound**).

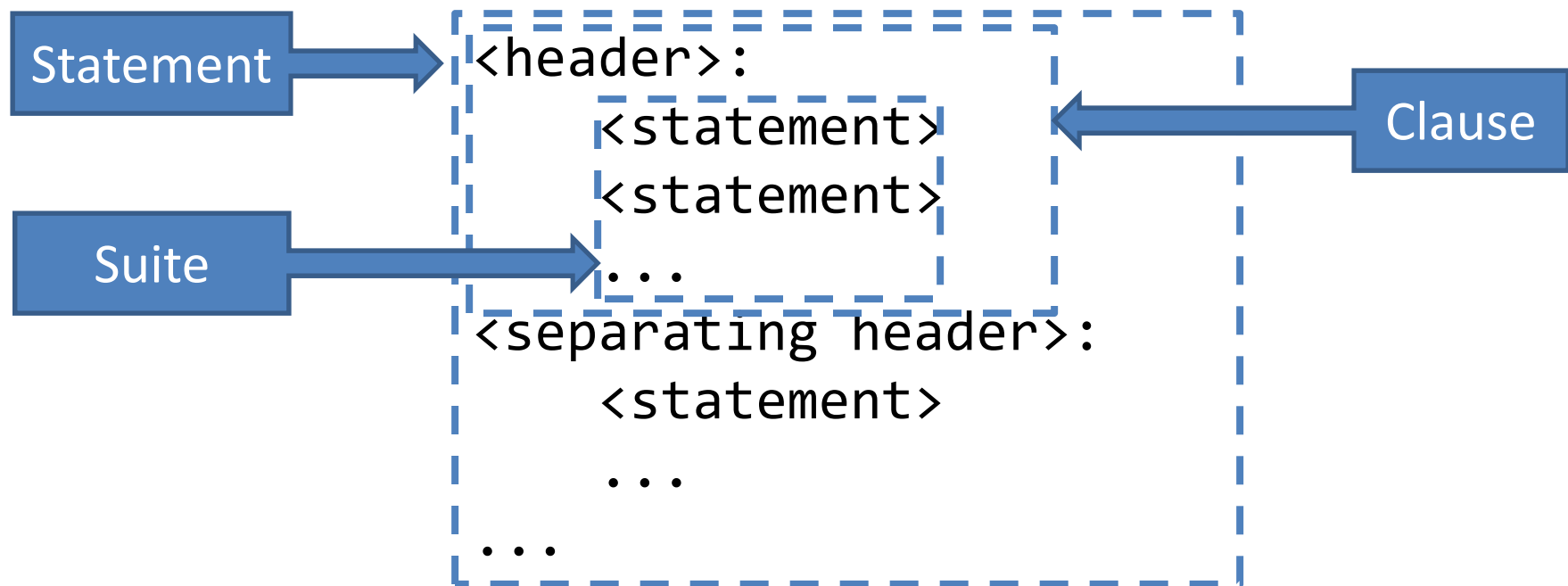
```
x = 6 # assignment statement
```

```
print("5 is 2 + 3") # expression statement
```



Compound Statements

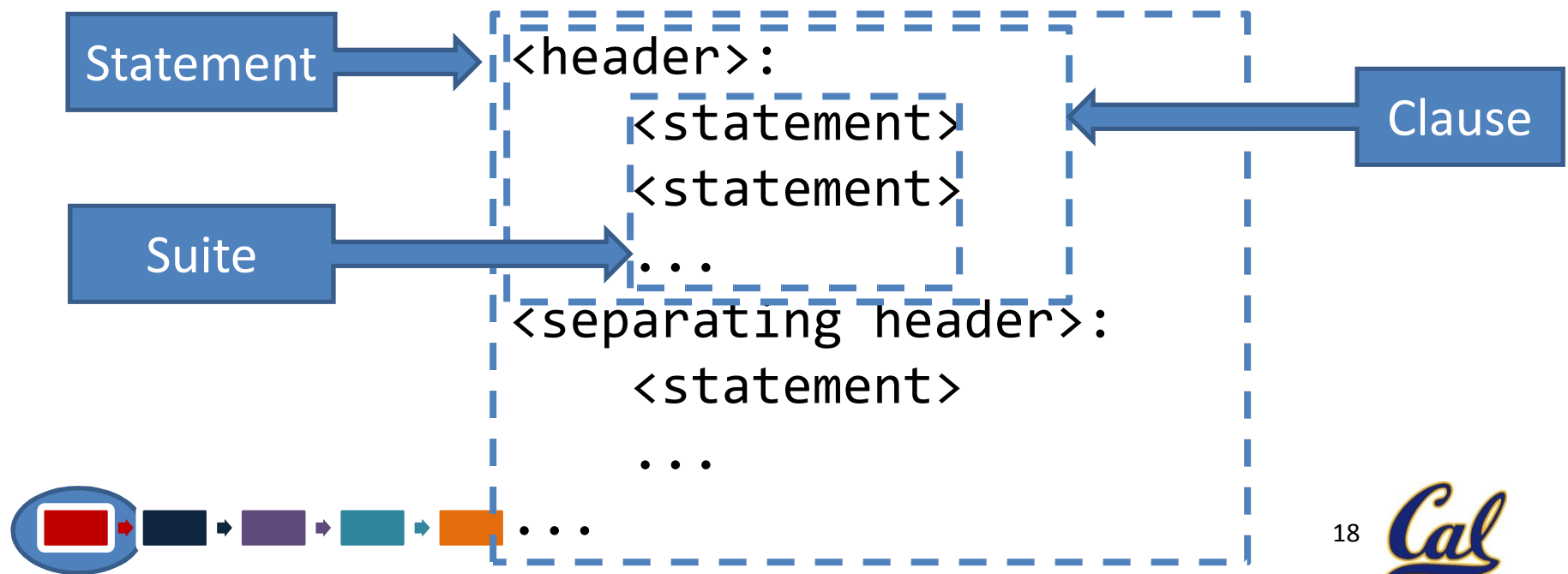
Compound statements are statements that are composed of *multiple* statements.



Evaluating Compound Statements

The first **header** determines the type of compound statement we have. The way a compound statement is evaluated depends on the type of compound statement you are using.

A **suite** is a series of statements, which are evaluated one by one in order.



The while statement

```
while <boolean expression>:  
    <suite>
```



The while statement

Predict the output of the following:

```
>>> n = 7
>>> while n > 0:
...     n = n - 1
...     print(n)
... 
```



The while statement

Predict the output of the following:

```
>>> n = 0
>>> while n < 0:
...     n = n + 1
...     print(n)
...
...
...

```



The if statement

```
if <boolean expression>:
```

```
    <suite>
```

```
elif <boolean expression>:
```

```
    <suite>
```

```
...
```

```
else:
```

```
    <suite>
```

Optional

Can have
multiple
elifs

Optional



The `if` statement

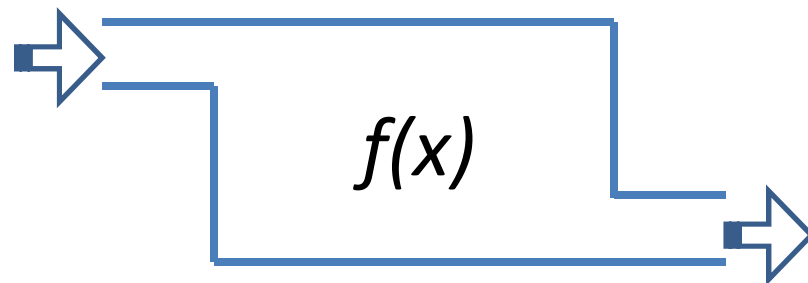
Predict the output of the following:

```
>>> n = 1
>>> if n > 0:
...     n = n + 1
...     print("A")
... elif n > 1:
...     n = n - 2
...     print("B")
... else:
...     print("C")
... 
```



Functions

We've already seen a few!



Defining Functions

```
def <function name>(<argument list>):
```

```
    <suite>
```

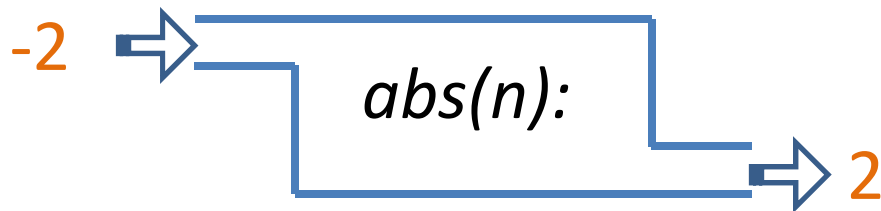
The **body** can include a *return statement*, where a function can return a value and stop.

```
def add_three_nums(x, y, z):  
    return x + y + z
```



Evaluating User-Defined Functions

A function takes a series of *arguments* and returns some value. Calling a function evaluates to the value it returns.* We can approximate this by taking the argument value and substituting it in the body of the function for the argument name.**



* If you don't return something, the function returns the None value by default.

** Later in the course we'll learn a more accurate model to account for state.

```
def abs(-2):  
    if -2 > 0:  
        return -2  
    elif -2 == 0:  
        return 0  
    else:  
        return -
```



Functions

Are these functions the same? **No!**

```
def add_one(x):  
    return x + 1
```

```
def add_one(x):  
    x + 1
```

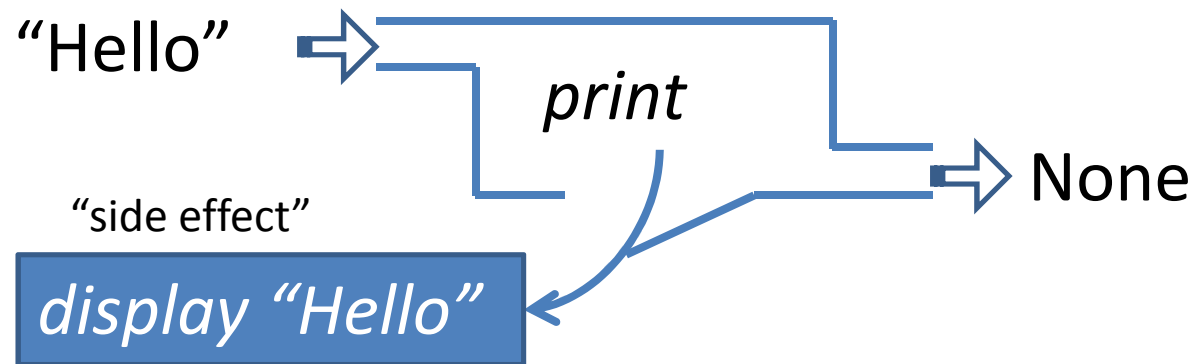
```
def add_one(x):  
    print(x + 1)
```



Non-Pure Functions

A function is called *pure* if it does not have any “side-effects.” Otherwise, the function is *non-pure*.

The one example we’ve seen so far is the print function. We’ll see this again later and talk about it more when we talk about state.



Extras

Sometimes we may have too much for one lecture but we would like you to see the material nonetheless. These slides are for material that we might not have time for but that you are responsible for.



Extras – Optional Arguments

We can have optional arguments for our functions:

```
def greet(name="Human"):  
    print("Greetings", name)
```

```
>>> greet()  
Greetings Human  
>>> greet("Tom")  
Greetings Tom
```



Extras – Multiple Assignment

We can actually assign values to multiple variables at once, which is very useful in some cases:

```
>>> x, y = 6, 7
```

```
>>> x
```

```
6
```

```
>>> y
```

```
7
```

```
def fib(n):
```

```
    """Compute the nth Fibonacci number, for n >= 2."""
```

```
    pred, curr = 0, 1
```

```
    k = 2
```

```
    while k < n:
```

```
        pred, curr = curr, pred + curr
```

```
        k = k + 1
```

```
    return curr
```



Extras – Multiple Return Values

You can actually return multiple values at the same time from a function:

```
from math import sqrt
def square_and_sqrt(x):
    return x ** 2, sqrt(x)
two_sqrd, sqrt_two = square_and_sqrt(2)
```

If you do not put the right number of variables on the left hand side of the assignment, then you can run into an error. If you put only **one** variable on the left, then you'll end up with a **tuple**, which we will talk about at the end of next week.



Extras – Docstrings

Whenever you program, it's always a good idea to make a note explaining your functions in case others read your code (or if you read your code again after a long time). In Python, we do this by putting a “docstring” at the beginning of the function body:

```
def add_one(x):  
    """Adds one to x."""  
    return x + 1
```

You will see us do this with all code we hand you and encourage you to do the same: it is a good habit for programmers!



Extras – Doctests

In your docstrings, you can even put some examples of how your code is supposed to work. If you do that, you can use the **doctest** module to test to make sure your code behaves as you said:

```
def add_one(x):  
    """Adds one to x.  
  
    >>> add_one(5)  
    6  
    """  
    return x + 1
```

If you put this in a file named `add_one.py`, you can run the following in your terminal:

```
python3 -m doctest add_one.py
```

And it will run the code and indicate whether any of your examples don't match what the code actually does in those cases!

