

61A Extra Lecture 5

Announcements

Data Representations

Functions with Shared Local State

Interactive Diagram

Functions with Shared Local State

```
def box(contents):  
    def get():  
        return contents  
    def put(value):  
        nonlocal contents  
        contents = value  
    return get, put
```

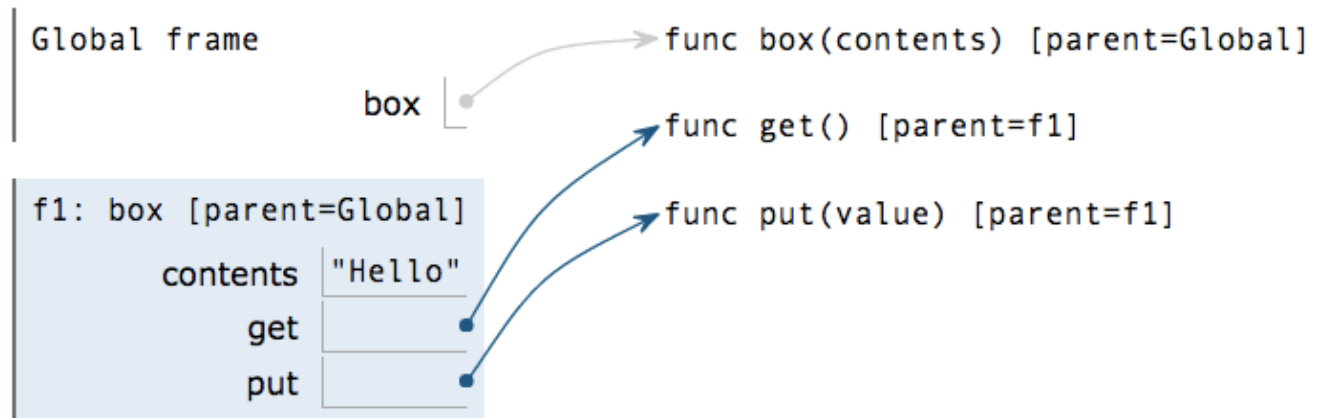
```
get, put = box('Hello')  
before = get()  
put('Goodbye')  
after = get()
```

[Interactive Diagram](#)

Functions with Shared Local State

```
def box(contents):  
    def get():  
        return contents  
    def put(value):  
        nonlocal contents  
        contents = value  
    return get, put
```

```
get, put = box('Hello')  
before = get()  
put('Goodbye')  
after = get()
```



Pairs Implemented as Functions

Pairs Implemented as Functions

```
def pair(x, y):  
    def dispatch(m):  
        if m == 'first':  
            return x  
        elif m == 'second':  
            return y  
    return dispatch
```


Pairs Implemented as Functions

```
def pair(x, y):  
    def dispatch(m):  
        if m == 'first':  
            return x  
        elif m == 'second':  
            return y  
    return dispatch
```

This function represents the pair (x, y)

Pairs Implemented as Functions

```
def pair(x, y):  
    def dispatch(m):  
        if m == 'first':  
            return x  
        elif m == 'second':  
            return y  
    return dispatch
```

This function represents the pair (x, y)

Constructor is a higher-order function

Pairs Implemented as Functions

```
def pair(x, y):  
    def dispatch(m):  
        if m == 'first':  
            return x  
        elif m == 'second':  
            return y  
    return dispatch
```

This function represents the pair (x, y)

Constructor is a higher-order function

```
>>> p = pair(3, pair(4, 5))
```

Pairs Implemented as Functions

```
def pair(x, y):  
    def dispatch(m):  
        if m == 'first':  
            return x  
        elif m == 'second':  
            return y  
    return dispatch
```

This function represents the pair (x, y)

Constructor is a higher-order function

```
>>> p = pair(3, pair(4, 5))  
>>> p('first')  
3
```

Pairs Implemented as Functions

```
def pair(x, y):  
    def dispatch(m):  
        if m == 'first':  
            return x  
        elif m == 'second':  
            return y  
    return dispatch
```

This function represents the pair (x, y)

Constructor is a higher-order function

```
>>> p = pair(3, pair(4, 5))  
>>> p('first')  
3  
>>> p('second')('first')  
4
```

Pairs Implemented as Functions

```
def pair(x, y):  
    def dispatch(m):  
        if m == 'first':  
            return x  
        elif m == 'second':  
            return y  
    return dispatch
```

This function represents the pair (x, y)

Constructor is a higher-order function

```
>>> p = pair(3, pair(4, 5))  
>>> p('first')  
3  
>>> p('second')('first')  
4  
>>> p('second')('second')  
5
```

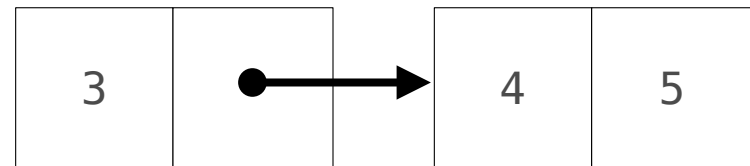
Pairs Implemented as Functions

```
def pair(x, y):  
    def dispatch(m):  
        if m == 'first':  
            return x  
        elif m == 'second':  
            return y  
    return dispatch
```

This function represents the pair (x, y)

Constructor is a higher-order function

```
>>> p = pair(3, pair(4, 5))  
>>> p('first')  
3  
>>> p('second')('first')  
4  
>>> p('second')('second')  
5
```



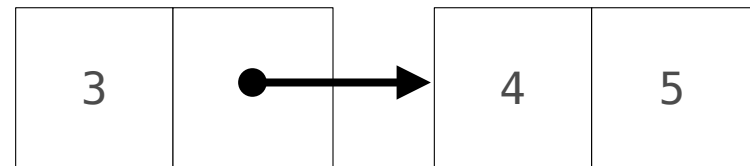
Pairs Implemented as Functions

```
def pair(x, y):  
    def dispatch(m):  
        if m == 'first':  
            return x  
        elif m == 'second':  
            return y  
    return dispatch
```

This function represents the pair (x, y)

Constructor is a higher-order function

```
>>> p = pair(3, pair(4, 5))  
>>> p('first')  
3  
>>> p('second')('first')  
4  
>>> p('second')('second')  
5
```



(Demo)

Linked Lists (Sneak Preview)

Linked Lists (Sneak Preview)

- An empty list is called "nil" and represented as None

Linked Lists (Sneak Preview)

- An empty list is called "nil" and represented as None
- A non-empty list is represented as a pair

Linked Lists (Sneak Preview)

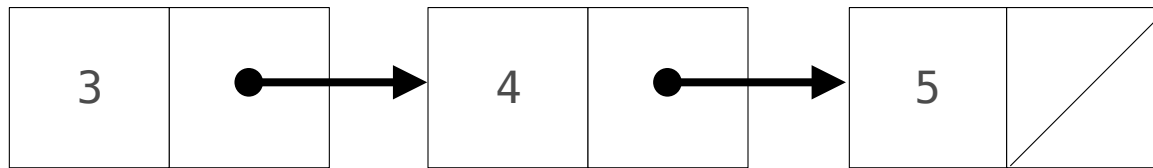
- An empty list is called "nil" and represented as None
- A non-empty list is represented as a pair
 - The first element of the pair is the first element of the list

Linked Lists (Sneak Preview)

- An empty list is called "nil" and represented as None
- A non-empty list is represented as a pair
 - The first element of the pair is the first element of the list
 - The second element of the pair is the rest of the list

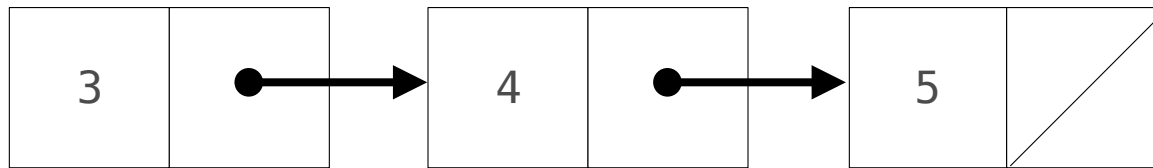
Linked Lists (Sneak Preview)

- An empty list is called "nil" and represented as None
- A non-empty list is represented as a pair
 - The first element of the pair is the first element of the list
 - The second element of the pair is the rest of the list



Linked Lists (Sneak Preview)

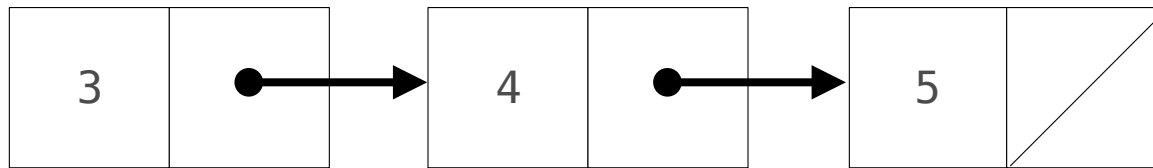
- An empty list is called "nil" and represented as None
- A non-empty list is represented as a pair
 - The first element of the pair is the first element of the list
 - The second element of the pair is the rest of the list



`nil = None`

Linked Lists (Sneak Preview)

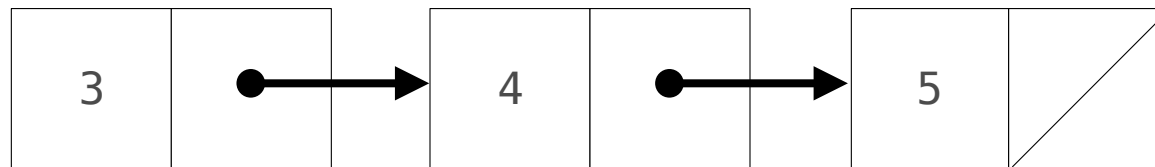
- An empty list is called "nil" and represented as None
- A non-empty list is represented as a pair
 - The first element of the pair is the first element of the list
 - The second element of the pair is the rest of the list



```
nil = None  
def list_len(s):
```


Linked Lists (Sneak Preview)

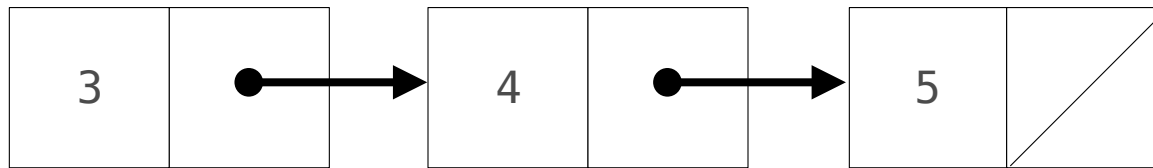
- An empty list is called "nil" and represented as None
- A non-empty list is represented as a pair
 - The first element of the pair is the first element of the list
 - The second element of the pair is the rest of the list



```
nil = None
def list_len(s):
    if s is nil:
```

Linked Lists (Sneak Preview)

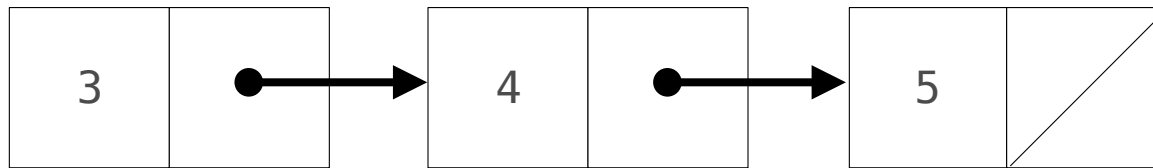
- An empty list is called "nil" and represented as None
- A non-empty list is represented as a pair
 - The first element of the pair is the first element of the list
 - The second element of the pair is the rest of the list



```
nil = None
def list_len(s):
    if s is nil:
        return 0
```

Linked Lists (Sneak Preview)

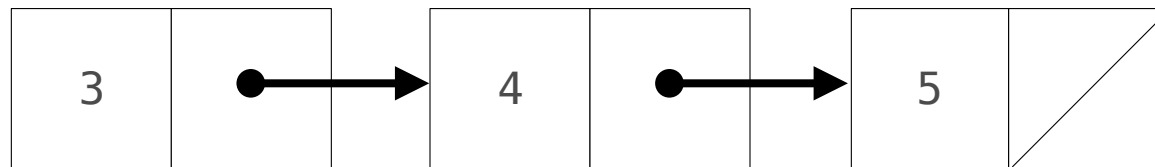
- An empty list is called "nil" and represented as None
- A non-empty list is represented as a pair
 - The first element of the pair is the first element of the list
 - The second element of the pair is the rest of the list



```
nil = None
def list_len(s):
    if s is nil:
        return 0
    else:
```

Linked Lists (Sneak Preview)

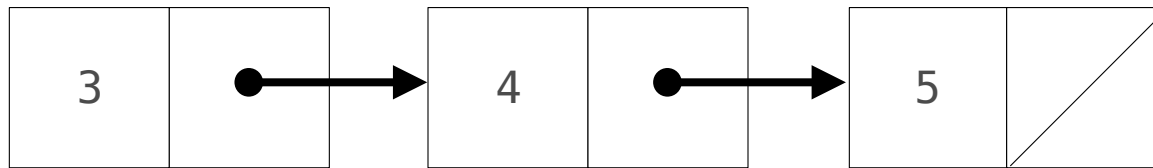
- An empty list is called "nil" and represented as None
- A non-empty list is represented as a pair
 - The first element of the pair is the first element of the list
 - The second element of the pair is the rest of the list



```
nil = None
def list_len(s):
    if s is nil:
        return 0
    else:
        return 1 + list_len(s('second'))
```

Linked Lists (Sneak Preview)

- An empty list is called "nil" and represented as None
- A non-empty list is represented as a pair
 - The first element of the pair is the first element of the list
 - The second element of the pair is the rest of the list



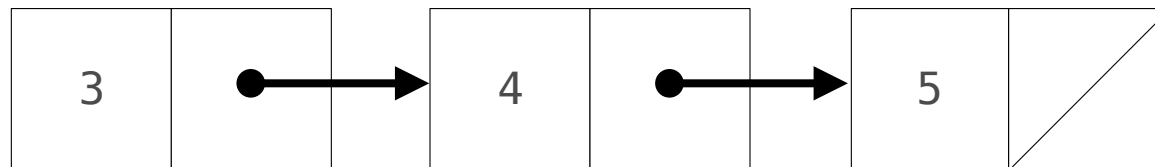
```
nil = None
def list_len(s):
    if s is nil:
        return 0
    else:
        return 1 + list_len(s('second'))
```

```
def append(s, x):
```



Linked Lists (Sneak Preview)

- An empty list is called "nil" and represented as None
- A non-empty list is represented as a pair
 - The first element of the pair is the first element of the list
 - The second element of the pair is the rest of the list



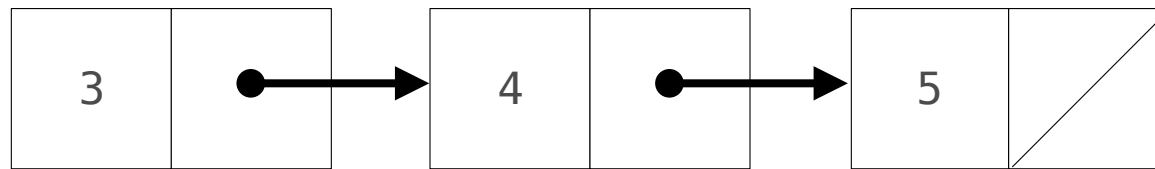
```
nil = None
def list_len(s):
    if s is nil:
        return 0
    else:
        return 1 + list_len(s('second'))
```

```
def append(s, x):
    if s is nil:
```



Linked Lists (Sneak Preview)

- An empty list is called "nil" and represented as None
- A non-empty list is represented as a pair
 - The first element of the pair is the first element of the list
 - The second element of the pair is the rest of the list

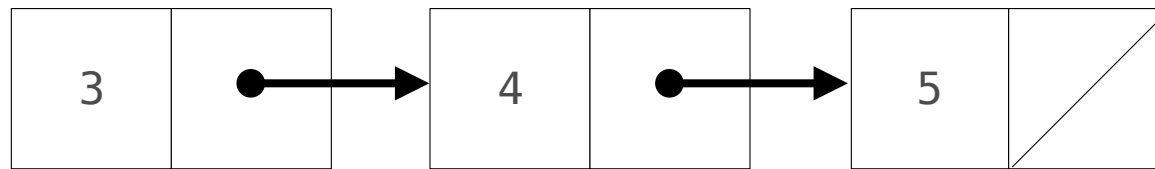


```
nil = None
def list_len(s):
    if s is nil:
        return 0
    else:
        return 1 + list_len(s('second'))
```

```
def append(s, x):
    if s is nil:
        return pair(x, nil)
```

Linked Lists (Sneak Preview)

- An empty list is called "nil" and represented as None
- A non-empty list is represented as a pair
 - The first element of the pair is the first element of the list
 - The second element of the pair is the rest of the list

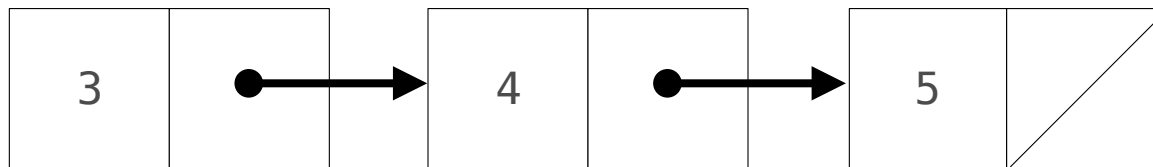


```
nil = None
def list_len(s):
    if s is nil:
        return 0
    else:
        return 1 + list_len(s('second'))
```

```
def append(s, x):
    if s is nil:
        return pair(x, nil)
    else:
```


Linked Lists (Sneak Preview)

- An empty list is called "nil" and represented as None
- A non-empty list is represented as a pair
 - The first element of the pair is the first element of the list
 - The second element of the pair is the rest of the list

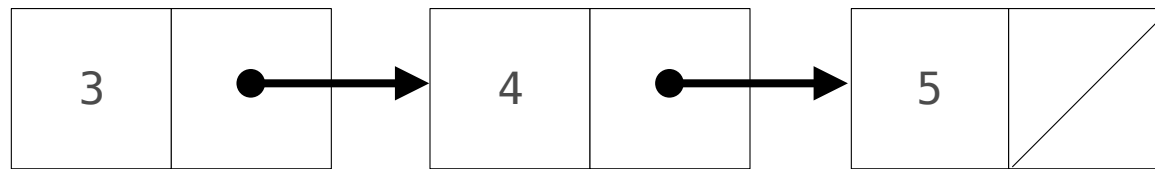


```
nil = None
def list_len(s):
    if s is nil:
        return 0
    else:
        return 1 + list_len(s('second'))
```

```
def append(s, x):
    if s is nil:
        return pair(x, nil)
    else:
        first, second = s('first'), s('second')
```

Linked Lists (Sneak Preview)

- An empty list is called "nil" and represented as None
- A non-empty list is represented as a pair
 - The first element of the pair is the first element of the list
 - The second element of the pair is the rest of the list

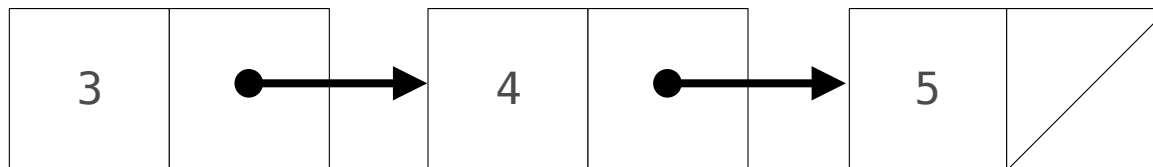


```
nil = None
def list_len(s):
    if s is nil:
        return 0
    else:
        return 1 + list_len(s('second'))
```

```
def append(s, x):
    if s is nil:
        return pair(x, nil)
    else:
        first, second = s( ), s( )
        return pair(first, append(second, x))
```

Linked Lists (Sneak Preview)

- An empty list is called "nil" and represented as None
- A non-empty list is represented as a pair
 - The first element of the pair is the first element of the list
 - The second element of the pair is the rest of the list



```
nil = None
def list_len(s):
    if s is nil:
        return 0
    else:
        return 1 + list_len(s('second'))
```

```
def append(s, x):
    if s is nil:
        return pair(x, nil)
    else:
        first, second = s( ), s( )
        return pair(first, append(second, x))
```

(Demo)

An Inefficient Dictionary Implementation

- A list of key-value pairs can be used to implement dictionary behavior

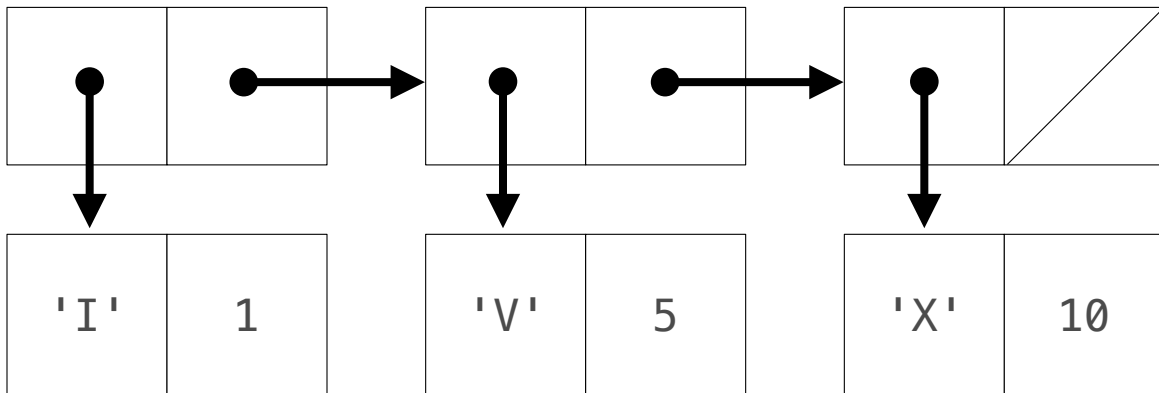
An Inefficient Dictionary Implementation

- A list of key-value pairs can be used to implement dictionary behavior

```
>>> d = dict_dispatch()
>>> d('set')('I', 1)
>>> d('set')('V', 5)
>>> d('set')('X', 10)
```

An Inefficient Dictionary Implementation

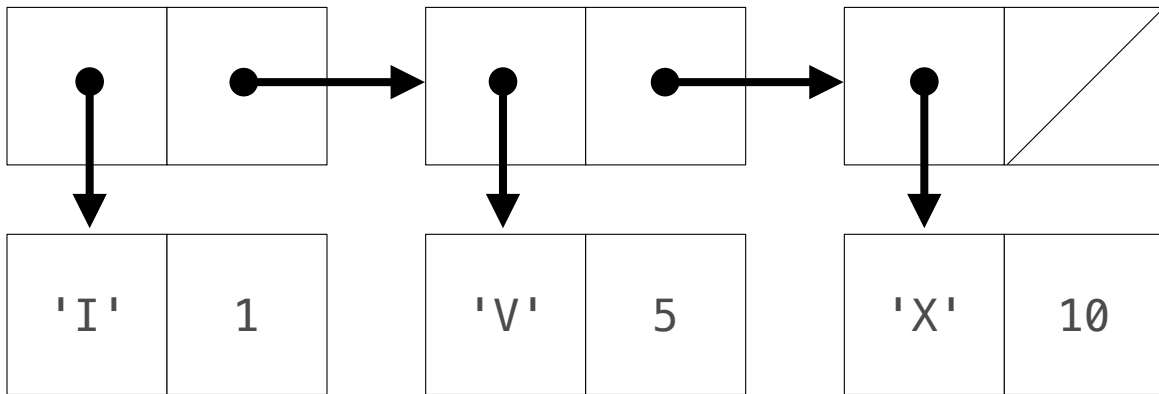
- A list of key-value pairs can be used to implement dictionary behavior



```
>>> d = dict_dispatch()  
>>> d('set')('I', 1)  
>>> d('set')('V', 5)  
>>> d('set')('X', 10)
```

An Inefficient Dictionary Implementation

- A list of key-value pairs can be used to implement dictionary behavior



```
>>> d = dict_dispatch()  
>>> d('set')('I', 1)  
>>> d('set')('V', 5)  
>>> d('set')('X', 10)
```

(Demo)

Dispatch Dictionaries

Dispatch Dictionaries

Dispatch Dictionaries

Enumerating different messages in a conditional statement isn't very convenient:

Dispatch Dictionaries

Enumerating different messages in a conditional statement isn't very convenient:

- Equality tests are repetitive

Dispatch Dictionaries

Enumerating different messages in a conditional statement isn't very convenient:

- Equality tests are repetitive
- We can't add new messages without re-writing the dispatch function

Dispatch Dictionaries

Enumerating different messages in a conditional statement isn't very convenient:

- Equality tests are repetitive
- We can't add new messages without re-writing the dispatch function

A dispatch dictionary has messages as keys and functions (or data objects) as values

Dispatch Dictionaries

Enumerating different messages in a conditional statement isn't very convenient:

- Equality tests are repetitive
- We can't add new messages without re-writing the dispatch function

A dispatch dictionary has messages as keys and functions (or data objects) as values

Dictionaries handle the message look-up logic; we can concentrate on implementing behavior

Dispatch Dictionaries

Enumerating different messages in a conditional statement isn't very convenient:

- Equality tests are repetitive
- We can't add new messages without re-writing the dispatch function

A dispatch dictionary has messages as keys and functions (or data objects) as values

Dictionaries handle the message look-up logic; we can concentrate on implementing behavior

```
def box_dispatch(contents):
    def dispatch(m):
        if m == 'contents':
            return contents
        if m == 'put':
            def put(value):
                nonlocal contents
                contents = value
            return put
    return dispatch
```

Dispatch Dictionaries

Enumerating different messages in a conditional statement isn't very convenient:

- Equality tests are repetitive
- We can't add new messages without re-writing the dispatch function

A dispatch dictionary has messages as keys and functions (or data objects) as values

Dictionaries handle the message look-up logic; we can concentrate on implementing behavior

```
def box_dispatch(contents):  
    def dispatch(m):  
        if m == 'contents':  
            return contents  
        if m == 'put':  
            def put(value):  
                nonlocal contents  
                contents = value  
            return put  
    return dispatch
```

```
def box_dict(contents):  
    def put(value):  
        d['contents'] = value  
    d = {'contents': contents, 'put': put}  
    return d
```


Dispatch Dictionaries

Enumerating different messages in a conditional statement isn't very convenient:

- Equality tests are repetitive
- We can't add new messages without re-writing the dispatch function

A dispatch dictionary has messages as keys and functions (or data objects) as values

Dictionaries handle the message look-up logic; we can concentrate on implementing behavior

```
def box_dispatch(contents):
    def dispatch(m):
        if m == 'contents':
            return contents
        if m == 'put':
            def put(value):
                nonlocal contents
                contents = value
            return put
    return dispatch
```

```
def box_dict(contents):
    def put(value):
        d['contents'] = value
    d = {'contents': contents, 'put': put}
    return d
```

(Demo)

Constraint Networks

Solving for Variables in an Equation

Solving for Variables in an Equation

$$a + b = c$$

Solving for Variables in an Equation

$$a + b = c$$

$$a = c - b$$

Solving for Variables in an Equation

$$a + b = c$$

$$a = c - b$$

$$b = c - a$$

Solving for Variables in an Equation

$$a + b = c$$

$$a = c - b$$

$$b = c - a$$

Algebraic equations are *declarative*: They describe a relation among different quantities


Solving for Variables in an Equation

$$a + b = c$$

$$a = c - b$$

$$b = c - a$$

Algebraic equations are *declarative*: They describe a relation among different quantities

 Python functions are *procedural*: They describe how to compute a result from a set of input arguments


Solving for Variables in an Equation

$$a + b = c$$

$$a = c - b$$

$$b = c - a$$

Algebraic equations are *declarative*: They describe a relation among different quantities

 Python functions are *procedural*: They describe how to compute a result from a set of input arguments

Constraint programming:


Solving for Variables in an Equation

$$a + b = c$$

$$a = c - b$$

$$b = c - a$$

Algebraic equations are *declarative*: They describe a relation among different quantities

 Python functions are *procedural*: They describe how to compute a result from a set of input arguments

Constraint programming:

- We define the relationship between quantities


Solving for Variables in an Equation

$$a + b = c$$

$$a = c - b$$

$$b = c - a$$

Algebraic equations are *declarative*: They describe a relation among different quantities

 Python functions are *procedural*: They describe how to compute a result from a set of input arguments

Constraint programming:

- We define the relationship between quantities
- We provide values for the "known" quantities


Solving for Variables in an Equation

$$a + b = c$$

$$a = c - b$$

$$b = c - a$$

Algebraic equations are *declarative*: They describe a relation among different quantities

 Python functions are *procedural*: They describe how to compute a result from a set of input arguments

Constraint programming:

- We define the relationship between quantities
- We provide values for the "known" quantities
- The system computes values for the "unknown" quantities


Solving for Variables in an Equation

$$a + b = c$$

$$a = c - b$$

$$b = c - a$$

Algebraic equations are *declarative*: They describe a relation among different quantities

 Python functions are *procedural*: They describe how to compute a result from a set of input arguments

Constraint programming:

- We define the relationship between quantities
- We provide values for the "known" quantities
- The system computes values for the "unknown" quantities

Challenge: We want a general means of combination.

Solving for Variables in an Equation


$$a + b = c$$

$$a = c - b$$

$$b = c - a$$

$$p * v = n * k * t$$

Algebraic equations are *declarative*: They describe a relation among different quantities

 Python functions are *procedural*: They describe how to compute a result from a set of input arguments

Constraint programming:

- We define the relationship between quantities
- We provide values for the "known" quantities
- The system computes values for the "unknown" quantities

Challenge: We want a general means of combination.

Solving for Variables in an Equation

$$a + b = c$$


$$a = c - b$$

$$b = c - a$$

Boltzmann's constant

$$p * v = n * k * t$$

Algebraic equations are *declarative*: They describe a relation among different quantities

 Python functions are *procedural*: They describe how to compute a result from a set of input arguments

Constraint programming:

- We define the relationship between quantities
- We provide values for the "known" quantities
- The system computes values for the "unknown" quantities

Challenge: We want a general means of combination.

Solving for Variables in an Equation

$$a + b = c$$

$$a = c - b$$


$$b = c - a$$

Boltzmann's constant

$$p * v = n * k * t$$

$$9 * c = 5 * (f - 32)$$

Algebraic equations are *declarative*: They describe a relation among different quantities

 Python functions are *procedural*: They describe how to compute a result from a set of input arguments

Constraint programming:

- We define the relationship between quantities
- We provide values for the "known" quantities
- The system computes values for the "unknown" quantities

Challenge: We want a general means of combination.

A Constraint Network for Temperature Conversion

$$9 * \text{celsius} = 5 * (\text{fahrenheit} - 32)$$

A Constraint Network for Temperature Conversion

Combination idea: All intermediate quantities have values too.

$$9 * \text{celsius} = 5 * (\text{fahrenheit} - 32)$$

A Constraint Network for Temperature Conversion

Combination idea: All intermediate quantities have values too.

$$9 * \text{celsius} = 5 * (\text{fahrenheit} - 32)$$

This quantity
relates
directly to
celsius

A Constraint Network for Temperature Conversion

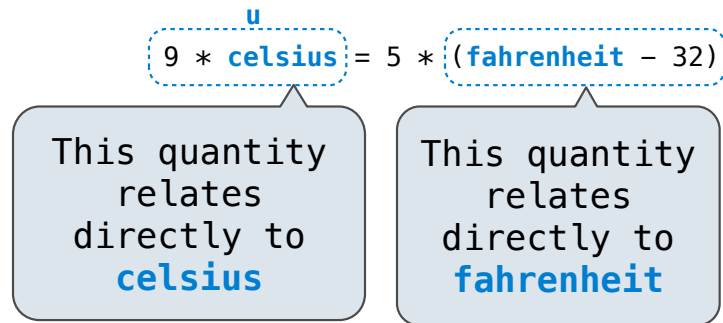
Combination idea: All intermediate quantities have values too.

$$9 * \overset{u}{\text{celsius}} = 5 * (\text{fahrenheit} - 32)$$

This quantity
relates
directly to
celsius

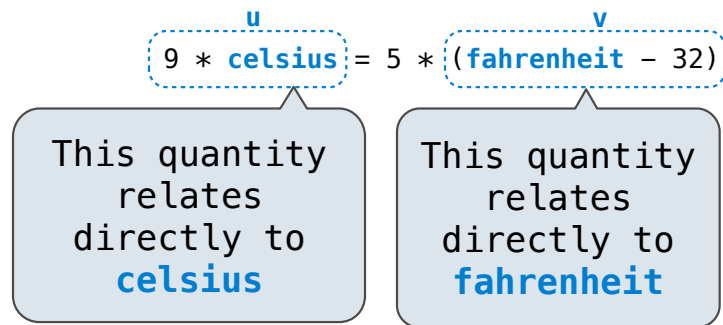
A Constraint Network for Temperature Conversion

Combination idea: All intermediate quantities have values too.



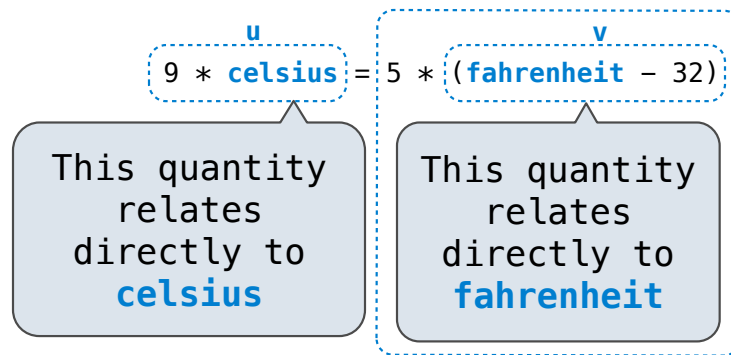
A Constraint Network for Temperature Conversion

Combination idea: All intermediate quantities have values too.



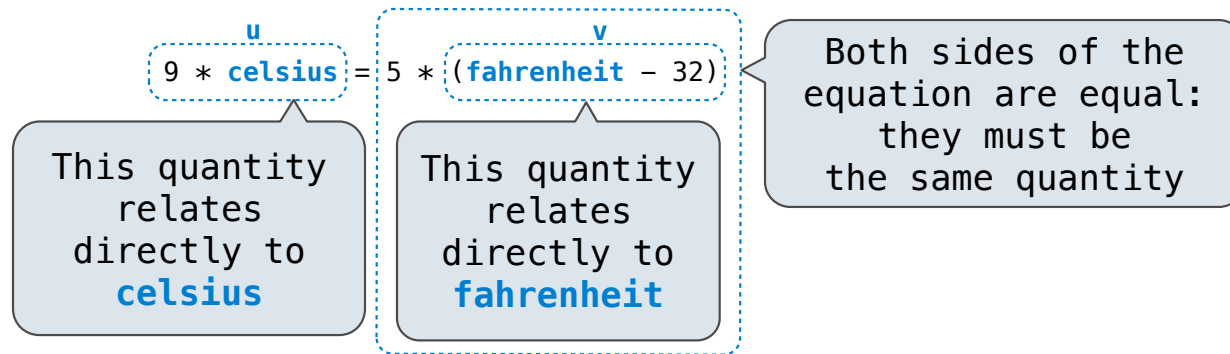
A Constraint Network for Temperature Conversion

Combination idea: All intermediate quantities have values too.



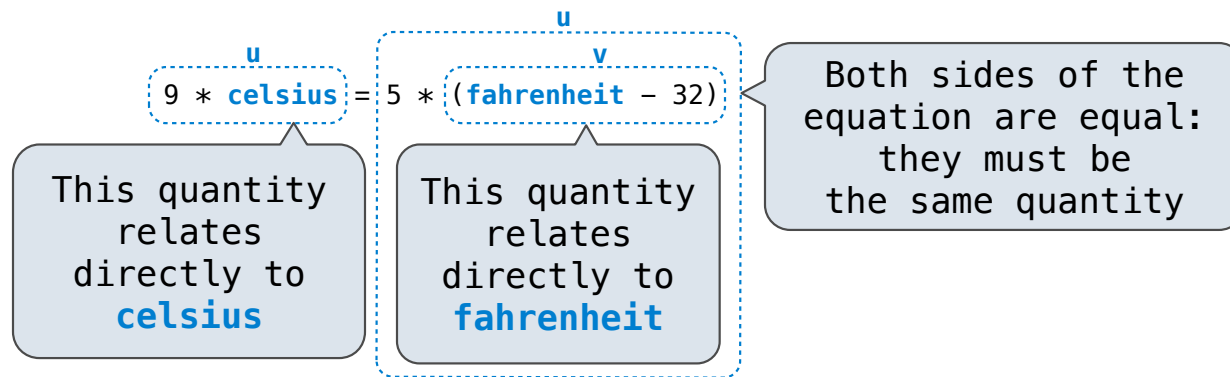
A Constraint Network for Temperature Conversion

Combination idea: All intermediate quantities have values too.



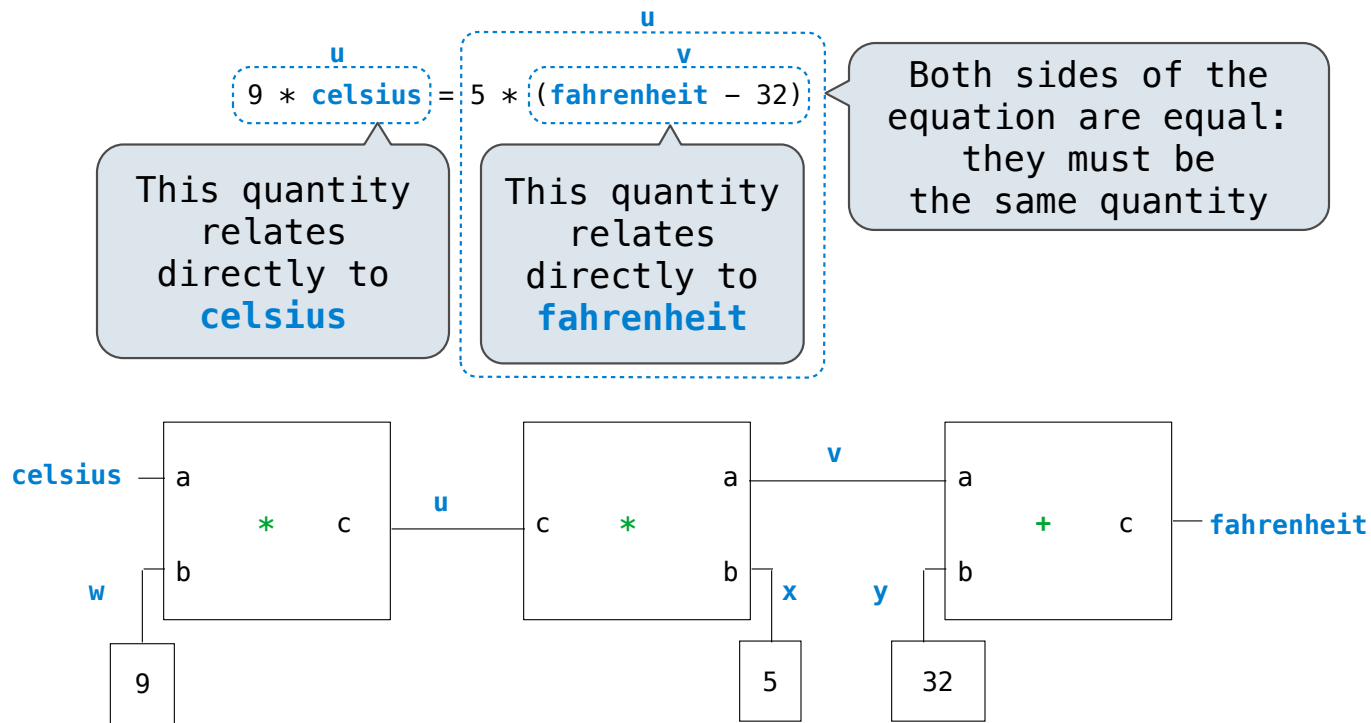
A Constraint Network for Temperature Conversion

Combination idea: All intermediate quantities have values too.



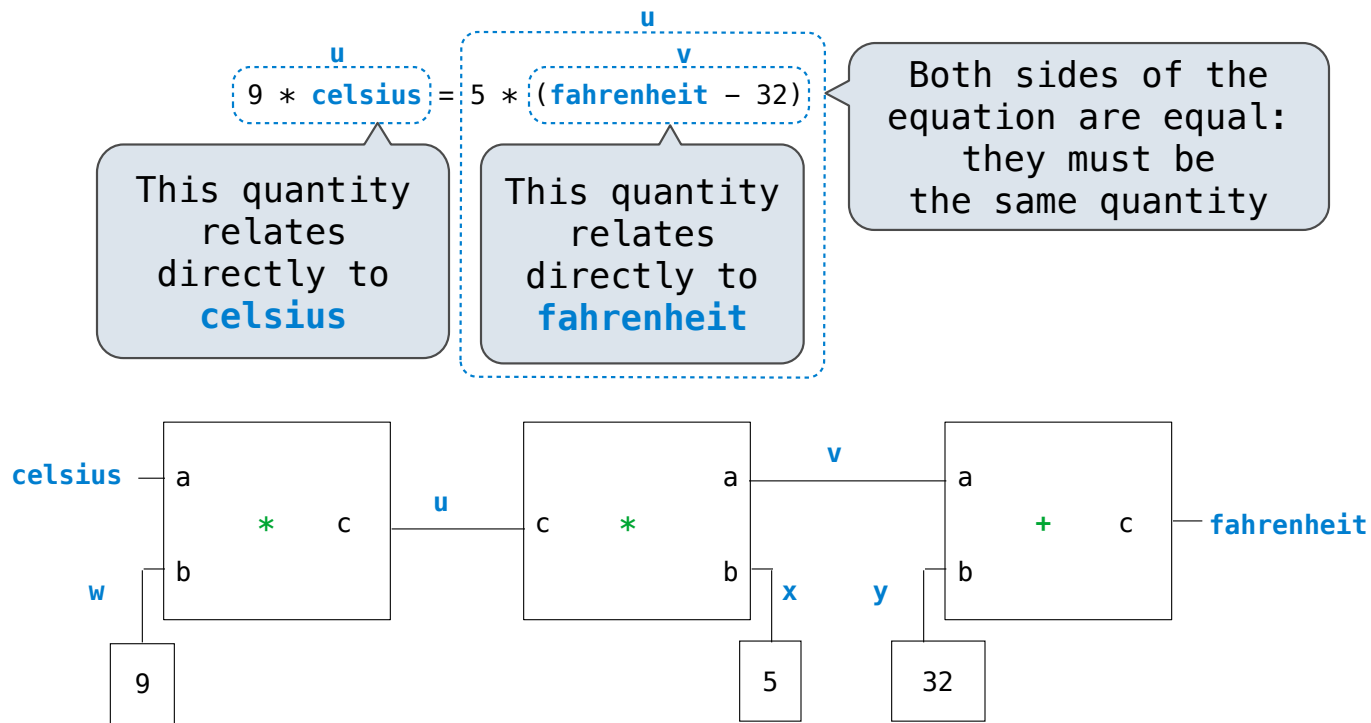
A Constraint Network for Temperature Conversion

Combination idea: All intermediate quantities have values too.



A Constraint Network for Temperature Conversion

Combination idea: All intermediate quantities have values too.



(Demo)