

CS 61A Lecture 11

Announcements

Box-and-Pointer Notation

The Closure Property of Data Types

- A method for combining data values satisfies the *closure property* if:
 - The result of combination can itself be combined using the same method
- Closure is powerful because it permits us to create hierarchical structures
- Hierarchical structures are made up of parts, which themselves are made up of parts, and so on

Lists can contain lists as elements (in addition to anything else)

Box-and-Pointer Notation in Environment Diagrams

Lists are represented as a row of index-labeled adjacent boxes, one per element
Each box either contains a primitive value or points to a compound value

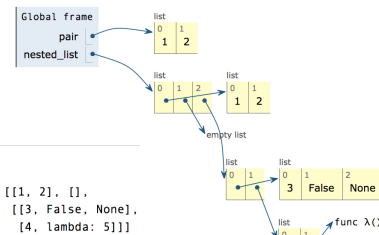


```
pair = [1, 2]
```

Interactive Diagram

Box-and-Pointer Notation in Environment Diagrams

Lists are represented as a row of index-labeled adjacent boxes, one per element
Each box either contains a primitive value or points to a compound value



```
1 pair = [1, 2]
2
3 nested_list = [[1, 2], []]
4                 [3, False, None]
5 =>                [4, lambda: 5]]
```

Interactive Diagram

Sequence Operations

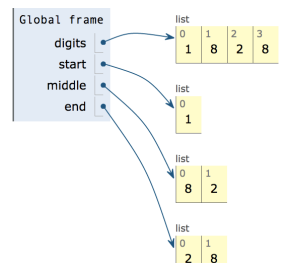
Membership & Slicing

Python sequences have operators for membership and slicing

Membership.

```
>>> digits = [1, 8, 2, 8]
>>> 2 in digits
True
>>> 1828 not in digits
True
```

```
1 digits = [1, 8, 2, 8]
2 start = digits[:1]
3 middle = digits[1:3]
=> 4 end = digits[2:]
```



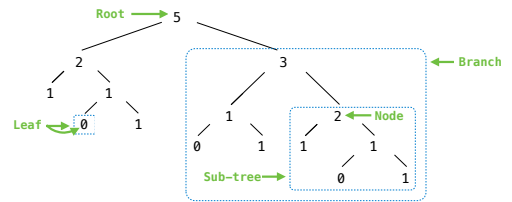
Slicing.

```
>>> digits[0:2]
[1, 8]
>>> digits[1:]
[8, 2, 8]
```

Slicing creates a new object

Trees

Tree Abstraction



A tree has a root value and a sequence of branches; each branch is a tree

A tree with zero branches is called a leaf

The root values of sub-trees within a tree are often called node values or nodes

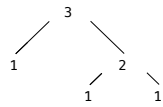
Implementing the Tree Abstraction

```
def tree(root, branches=[]):
    return [root] + branches

def root(tree):
    return tree[0]

def branches(tree):
    return tree[1:]
```

A tree has a root value and a sequence of branches; each branch is a tree



```
>>> tree(3, [tree(1),
...         tree(2, [tree(1),
...                 tree(1)])])
[3, [1], [2, [1], [1]]]
```

Implementing the Tree Abstraction

```
def tree(root, branches=[]):
    for branch in branches:
        assert is_tree(branch)
    return [root] + List(branches)

def root(tree):
    return tree[0]

def branches(tree):
    return tree[1:]

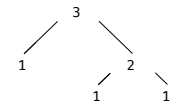
def is_tree(tree):
    if type(tree) != list or len(tree) < 1:
        return False
    for branch in branches(tree):
        if not is_tree(branch):
            return False
    return True
```

Verifies the tree definition

Creates a list from a sequence of branches

Verifies that tree is bound to a list

A tree has a root value and a sequence of branches; each branch is a tree



```
>>> tree(3, [tree(1),
...         tree(2, [tree(1),
...                 tree(1)])])
[3, [1], [2, [1], [1]]]
```

```
def is_leaf(tree):
    return not branches(tree) (Demo)
```

Tree Processing

Tree Processing Uses Recursion

Processing a leaf is often the base case of a tree processing function

The recursive case typically makes a recursive call on each branch, then aggregates

```
def count_leaves(tree):
    """Count the leaves of a tree."""
    if is_leaf(tree):
        return 1
    else:
        branch_counts = [count_leaves(b) for b in branches(tree)]
        return sum(branch_counts)
```

(Demo)

Discussion Question

Implement `leaves`, which returns a list of the leaf values of a tree

Hint: If you sum a list of lists, you get a list containing the elements of those lists

```
>>> sum([ [1], [2, 3], [4] ], [])
[1, 2, 3, 4]
>>> sum([ [1] ], [])
[1]
>>> sum([ [[1]], [2] ], [])
[[1], 2]

def leaves(tree):
    """Return a list containing the leaves of tree.
    """
    >>> leaves(fib_tree(5))
    [1, 0, 1, 0, 1, 1, 0, 1]
    if is_leaf(tree):
        return [root(tree)]
    else:
        return sum(List of leaves for each branch, [])

branches(tree)    [b for b in branches(tree)]
leaves(tree)     [s for s in leaves(tree)]
[branches(b) for b in branches(tree)] [branches(s) for s in leaves(tree)]
[leaves(b) for b in branches(tree)]  [leaves(s) for s in leaves(tree)]
```

Example: Partition Trees

(Demo)

Interactive Diagram