EE C245 – ME C218 Introduction to MEMS Design Fall 2011

Prof. Clark T.-C. Nguyen

Dept. of Electrical Engineering & Computer Sciences
University of California at Berkeley
Berkeley, CA 94720

Lecture Module 15: Gyros, Noise, & MDS

Lecture Outline

- Reading: Senturia, Chpt. 14, Chpt. 16, Chpt. 21
- Lecture Topics:
  - Gyroscopes
  - Gyro Circuit Modeling
  - Minimum Detectable Signal (MDS)
    - Noise
    - Angle Random Walk (ARW)

Gyroscopes

Classic Spinning Gyroscope

- A gyroscope measures rotation rate, which then gives orientation → very important, of course, for navigation
- Principle of operation based on conservation of momentum
- Example: classic spinning gyroscope

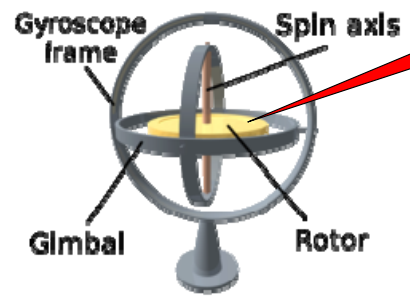

Rotor will preserve its angular momentum (i.e., will maintain its axis of spin) despite rotation of its gimbled chassis

Vibratory Gyroscopes

- Generate momentum by vibrating structures
- Again, conservation of momentum leads to mechanisms for measuring rotation rate and orientation
- Example: vibrating mass in a rotating frame

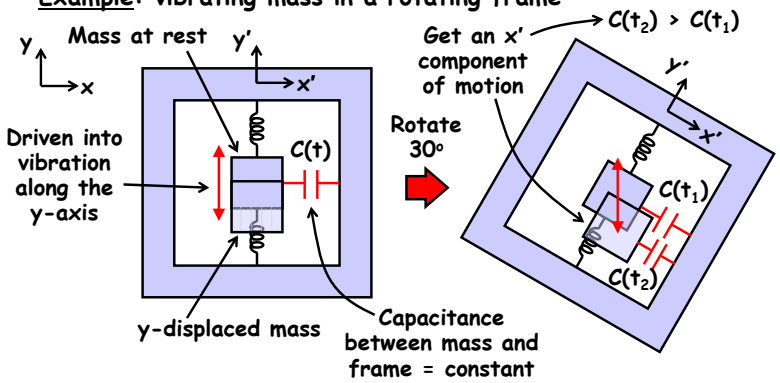

Basic Vibratory Gyroscope Operation

Principle of Operation

- Tuning Fork Gyroscope:

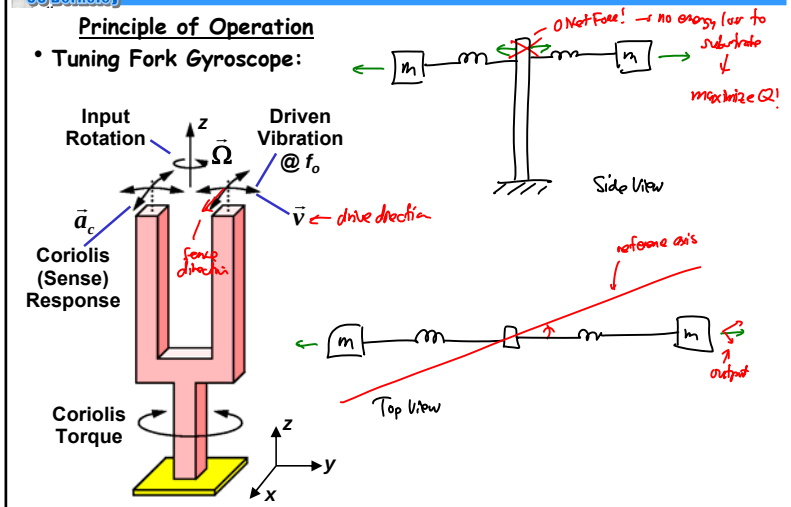

MEMS-Based Gyroscopes