

inst.eecs.berkeley.edu/~cs61c  
**CS61C : Machine Structures**

**Lecture 8 – Introduction to MIPS  
Assembly Language : Arithmetic**




2007-02-02

There is one handout today at the front and back of the room!

Lecturer SOE Dan Garcia

www.cs.berkeley.edu/~ddgarcia

Cal wins \$500M grant ⇒  
“An unprecedented grant has been awarded to a consortium led by UC Berkeley (and UIUC), making the Cal campus the international hub of research on clean energy.” Awesome! LBL hosts...



sfgate.com/cgi-bin/article.cgi?file=/c/a/2007/02/01/MNGM8NSDDP1.DTL  
CS61C L08 Introduction to MIPS Assembly Language : Arithmetic (1) Garcia, Spring 2007 © UC

**Review**

- Several techniques for managing heap w/ malloc/free: best-, first-, next-fit, slab, buddy
    - 2 types of memory fragmentation: internal & external; all suffer from some kind of frag.
    - Each technique has strengths and weaknesses, none is definitively best
  - Automatic memory management relieves programmer from managing memory.
    - All require help from language and compiler
    - Reference Count: not for circular structures
    - Mark and Sweep: complicated and slow, works
- Cal Copying: move active objects back and forth



CS61C L08 Introduction to MIPS Assembly Language : Arithmetic (2) Garcia, Spring 2007 © UC

**Assembly Language**


- Basic job of a CPU: execute lots of instructions.
- Instructions are the primitive operations that the CPU may execute.
- Different CPUs implement different sets of instructions. The set of instructions a particular CPU implements is an **Instruction Set Architecture (ISA)**.
  - Examples: Intel 80x86 (Pentium 4), IBM/Motorola PowerPC (Macintosh), MIPS, Intel IA64, ...



CS61C L08 Introduction to MIPS Assembly Language : Arithmetic (3) Garcia, Spring 2007 © UC

**Book: Programming From the Ground Up**

“A new book was just released which is based on a new concept - teaching computer science through assembly language (Linux x86 assembly language, to be exact). This book teaches how the machine itself operates, rather than just the language. I've found that the key difference between mediocre and excellent programmers is whether or not they know assembly language. **Those that do tend to understand computers themselves at a much deeper level.** Although [almost!] unheard of today, this concept isn't really all that new -- there used to not be much choice in years past. Apple computers came with only BASIC and assembly language, and there were books available on assembly language for kids. This is why the old-timers are often viewed as 'wizards': they had to know assembly language programming.”  
-- slashdot.org comment, 2004-02-05



CS61C L08 Introduction to MIPS Assembly Language : Arithmetic (4) Garcia, Spring 2007 © UC

**Instruction Set Architectures**

- Early trend was to add more and more instructions to new CPUs to do elaborate operations
  - VAX architecture had an instruction to multiply polynomials!
- RISC philosophy (Cocke IBM, Patterson, Hennessy, 1980s) – Reduced Instruction Set Computing
  - Keep the instruction set small and simple, makes it easier to build fast hardware.
  - Let software do complicated operations by composing simpler ones.



CS61C L08 Introduction to MIPS Assembly Language : Arithmetic (5) Garcia, Spring 2007 © UC

**MIPS Architecture**

- MIPS – semiconductor company that built one of the first commercial RISC architectures
- We will study the MIPS architecture in some detail in this class (also used in upper division courses CS 152, 162, 164)
- Why MIPS instead of Intel 80x86?
  - MIPS is simple, elegant. Don't want to get bogged down in gritty details.
  - MIPS widely used in embedded apps, x86 little used in embedded, and more embedded computers than PCs



Most HP LaserJet workgroup printers are driven by MIPS-based™ 64-bit processors.  
www.hp.com/go/mips



CS61C L08 Introduction to MIPS Assembly Language : Arithmetic (6) Garcia, Spring 2007 © UC

### Assembly Variables: Registers (1/4)

- Unlike HLL like C or Java, assembly cannot use variables
  - Why not? Keep Hardware Simple
- Assembly Operands are **registers**
  - limited number of special locations built directly into the hardware
  - operations can only be performed on these!
- **Benefit:** Since registers are directly in hardware, they are very fast (faster than 1 billionth of a second)



CS61C L08 Introduction to MIPS Assembly Language - Arithmetic (7)

Garcia, Spring 2007 © UC

### Assembly Variables: Registers (2/4)

- **Drawback:** Since registers are in hardware, there are a predetermined number of them
  - **Solution:** MIPS code must be very carefully put together to efficiently use registers
- **32 registers in MIPS**
  - Why 32? **Smaller is faster**
- Each MIPS register is 32 bits wide
  - Groups of 32 bits called a **word** in MIPS



CS61C L08 Introduction to MIPS Assembly Language - Arithmetic (8)

Garcia, Spring 2007 © UC

### Assembly Variables: Registers (3/4)

- Registers are numbered from 0 to 31
- Each register can be referred to by number or name
- Number references:  
\$0, \$1, \$2, ... \$30, \$31



CS61C L08 Introduction to MIPS Assembly Language - Arithmetic (9)

Garcia, Spring 2007 © UC

### Assembly Variables: Registers (4/4)

- By convention, each register also has a name to make it easier to code
- For now:
  - \$16 - \$23 → \$s0 - \$s7  
(correspond to C variables)
  - \$8 - \$15 → \$t0 - \$t7  
(correspond to temporary variables)
  - Later will explain other 16 register names
- In general, use names to make your code more readable



CS61C L08 Introduction to MIPS Assembly Language - Arithmetic (10)

Garcia, Spring 2007 © UC

### C, Java variables vs. registers

- In C (and most High Level Languages) variables declared first and given a type
  - Example:  

```
int fahr, celsius;  
char a, b, c, d, e;
```
- Each variable can ONLY represent a value of the type it was declared as (cannot mix and match int and char variables).
- In Assembly Language, the registers have no type; operation determines how register contents are treated



CS61C L08 Introduction to MIPS Assembly Language - Arithmetic (11)

Garcia, Spring 2007 © UC

### Administrivia

- **Project 1**
  - Due next Sunday at 11:59PM
  - Don't use up all your slip days
- We will strive to give grades back quickly
  - You will have one week to ask for regrade
  - After that one week, the grade will be frozen
- Regrading projects/exams: possible to go up or down; we'll regrade whole thing
  - **Beware: no complaints if grade goes down**



CS61C L08 Introduction to MIPS Assembly Language - Arithmetic (12)

Garcia, Spring 2007 © UC

## Comments in Assembly

- Another way to make your code more readable: comments!
- Hash (#) is used for MIPS comments
  - anything from hash mark to end of line is a comment and will be ignored
  - This is just like the C99 //
- Note: Different from C.
  - C comments have format  
/\* comment \*/  
so they can span many lines



CS61C L08 Introduction to MIPS Assembly Language - Arithmetic (13)

Garcia, Spring 2007 © UC

## Assembly Instructions

- In assembly language, each statement (called an **Instruction**), executes exactly one of a short list of simple commands
- Unlike in C (and most other High Level Languages), each line of assembly code contains at most 1 instruction
- Instructions are related to operations (=, +, -, \*, /) in C or Java
- Ok, enough already... gimme my MIPS!



CS61C L08 Introduction to MIPS Assembly Language - Arithmetic (14)

Garcia, Spring 2007 © UC

## MIPS Addition and Subtraction (1/4)

- Syntax of Instructions:  
1 2,3,4  
where:
  - 1) operation by name
  - 2) operand getting result ("destination")
  - 3) 1st operand for operation ("source1")
  - 4) 2nd operand for operation ("source2")
- Syntax is rigid:
  - 1 operator, 3 operands
  - Why? Keep Hardware simple via regularity



CS61C L08 Introduction to MIPS Assembly Language - Arithmetic (15)

Garcia, Spring 2007 © UC

## Addition and Subtraction of Integers (2/4)

- Addition in Assembly
  - Example: `add $s0,$s1,$s2` (in MIPS)  
Equivalent to: `a = b + c` (in C)  
where MIPS registers `$s0, $s1, $s2` are associated with C variables `a, b, c`
- Subtraction in Assembly
  - Example: `sub $s3,$s4,$s5` (in MIPS)  
Equivalent to: `d = e - f` (in C)  
where MIPS registers `$s3, $s4, $s5` are associated with C variables `d, e, f`



CS61C L08 Introduction to MIPS Assembly Language - Arithmetic (16)

Garcia, Spring 2007 © UC

## Addition and Subtraction of Integers (3/4)

- How do the following C statement?

```
a = b + c + d - e;
```

- Break into multiple instructions

```
add $t0, $s1, $s2 # temp = b + c
add $t0, $t0, $s3 # temp = temp + d
sub $s0, $t0, $s4 # a = temp - e
```

- Notice: A single line of C may break up into several lines of MIPS.
- Notice: Everything after the hash mark on each line is ignored (comments)



CS61C L08 Introduction to MIPS Assembly Language - Arithmetic (17)

Garcia, Spring 2007 © UC

## Addition and Subtraction of Integers (4/4)

- How do we do this?

```
f = (g + h) - (i + j);
```

- Use intermediate temporary register

```
add $t0,$s1,$s2 # temp = g + h
add $t1,$s3,$s4 # temp = i + j
sub $s0,$t0,$t1 # f=(g+h)-(i+j)
```



CS61C L08 Introduction to MIPS Assembly Language - Arithmetic (18)

Garcia, Spring 2007 © UC

## Register Zero

- One particular immediate, the number zero (0), appears very often in code.

- So we define register zero (`$0` or `$zero`) to always have the value 0; eg


```
add $s0,$s1,$zero (in MIPS)
```

```
f = g (in C)
```

where MIPS registers `$s0`, `$s1` are associated with C variables `f`, `g`

- defined in hardware, so an instruction

```
add $zero,$zero,$s0
```

 will not do anything!

CS61C L08 Introduction to MIPS Assembly Language - Arithmetic (19)

Garcia, Spring 2007 © UC

## Immediates

- Immediates are numerical constants.

- They appear often in code, so there are special instructions for them.

- Add Immediate:

```
addi $s0,$s1,10 (in MIPS)
```

```
f = g + 10 (in C)
```

where MIPS registers `$s0`, `$s1` are associated with C variables `f`, `g`

- Syntax similar to `add` instruction, except that last argument is a number instead of a register.



CS61C L08 Introduction to MIPS Assembly Language - Arithmetic (20)

Garcia, Spring 2007 © UC

## Immediates

- There is no Subtract Immediate in MIPS: Why?

- Limit types of operations that can be done to absolute minimum

- if an operation can be decomposed into a simpler operation, don't include it

- `addi ..., -X = subi ..., X` => so no `subi`

- `addi $s0,$s1,-10` (in MIPS)

```
f = g - 10 (in C)
```

where MIPS registers `$s0`, `$s1` are associated with C variables `f`, `g`



CS61C L08 Introduction to MIPS Assembly Language - Arithmetic (21)

Garcia, Spring 2007 © UC

## Peer Instruction

- A. Types are associated with declaration in C (normally), but are associated with instruction (operator) in MIPS.

- B. Since there are only 8 local (`$s`) and 8 temp (`$t`) variables, we can't write MIPS for C exprs that contain > 16 vars.

- C. If `p` (stored in `$s0`) were a pointer to an array of ints, then `p++`; would be `addi $s0 $s0 1`

ABC
1: FFF
2: FFT
3: FTF
4: FTF
5: TFF
6: TFF
7: TTF
8: TTF



CS61C L08 Introduction to MIPS Assembly Language - Arithmetic (22)

Garcia, Spring 2007 © UC

## “And in Conclusion...”

- In MIPS Assembly Language:

- Registers replace C variables
- One Instruction (simple operation) per line
- Simpler is Better
- Smaller is Faster

- New Instructions:

```
add, addi, sub
```

- New Registers:

```
C Variables: $s0 - $s7
```

```
Temporary Variables: $t0 - $t9
```

```
Zero: $zero
```



CS61C L08 Introduction to MIPS Assembly Language - Arithmetic (23)

Garcia, Spring 2007 © UC