

Recreation

What is the sum of the coefficients of

$$(1 - 3x + 3x^2)^{743}(1 + 3x - 3x^2)^{744}$$

after expanding and collecting terms?

CS61B Lecture #6: Arrays

Readings for Friday : Chapters 2, 4 of *Head First Java* (5 also useful, but its really review).

Upcoming readings : Chapters 7, 8 of *Head First Java*.

Arrays

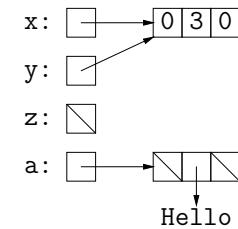
- An array is a structured container whose components are
 - **length**, a fixed integer.
 - a sequence of **length** simple containers of the same type, numbered from 0.
 - (.length field usually implicit in diagrams.)
- Arrays are anonymous, like other structured containers.
- Always referred to with pointers.
- For array pointed to by A,
 - Length is A.length
 - Numbered component i is A[i] (i is the index)
 - Important feature: index can be any integer expression.

A Few Samples

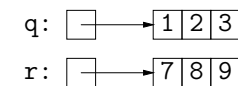
Java

```
int[] x, y, z;  
String[] a;  
x = new int[3];  
y = x;  
a = new String[3];  
x[1] = 2;  
y[1] = 3;  
a[1] = "Hello";
```

Results



```
int[] q;  
q = new int[] { 1, 2, 3 };  
// Short form for declarations:  
int[] r = { 7, 8, 9 };
```



Example: Accumulate Values

Problem: Sum up the elements of array A.

```
static int sum (int[] A) {
    int N;
    N = 0;
    for (int i = 0; i < A.length; i += 1)
        N += A[i];
    return N;
}
```

// New (1.5) syntax
for (int x : A)
 N += x;

// For the hard-core: could have written

```
int N, i;
for (i=0, N=0; i<A.length; N += A[i], i += 1)
    { } // or just ;
```

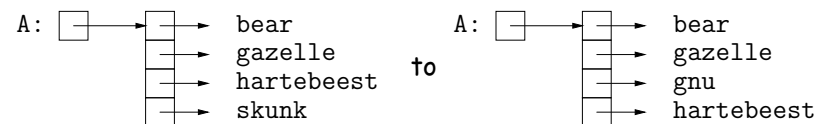
// But please don't: it's obscure.

Last modified: Wed Sep 9 12:58:58 2015

CS61B: Lecture #6 5

Example: Insert into an Array

Problem: Want a call like insert (A, 2, "gnu") to convert (destructively)



```
/** Insert X at location K in ARR, moving items
 * K, K+1, ... to locations K+1, K+2, ....
 * The last item in ARR is lost. */
static void insert (String[] arr, int k, String x) {
    for (int i = arr.length-1; i > k; i -= 1) // Why backwards?
        arr[i] = arr[i-1];
    // Alternative to this loop:
    // System.arraycopy ( arr, k, arr, k+1, arr.length-k-1);
    //                       from      to      # to copy

    arr[k] = x;
}
```

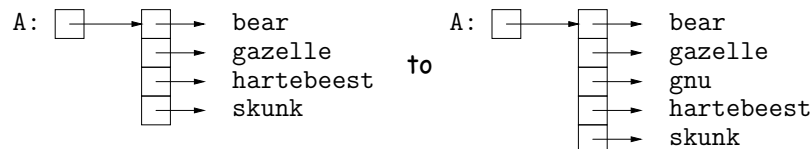
Useful tip: Can write just 'arraycopy' by including at top of file:
`import static java.lang.System.*;`

Last modified: Wed Sep 9 12:58:58 2015

CS61B: Lecture #6 6

Growing an Array

Problem: Suppose that we want to change the description above, so that A = insert2 (A, 2, "gnu") does *not* shove "skunk" off the end, but instead "grows" the array.



```
/** Return array, r, where r.length = ARR.length+1; r[0..K-1]
 * the same as ARR[0..K-1], r[k] = x, r[K+1..] same as ARR[K..]. */
static String[] insert2 (String[] arr, int k, String x) {
    String[] result = new String[arr.length + 1];
    arraycopy (arr, 0, result, 0, k);
    arraycopy (arr, k, result, k+1, arr.length-k);
    result[k] = x;
    return result;
}
```

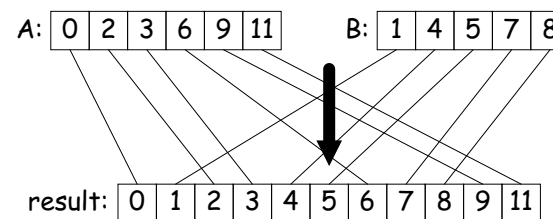
• Why do we need a different return type from insert??

Last modified: Wed Sep 9 12:58:58 2015

CS61B: Lecture #6 7

Example: Merging

Problem: Given two sorted arrays of ints, A and B, produce their *merge*: a sorted array containing all items from A and B.



Last modified: Wed Sep 9 12:58:58 2015

CS61B: Lecture #6 8

Example: Merging Program

Problem: Given two sorted arrays of ints, A and B, produce their *merge*: a sorted array containing all from A and B.

Remark: In order to solve this recursively, it is useful to *generalize* the original function to allow merging *portions* of the arrays.

```

/** Assuming A and B are sorted, returns their merge. */
public static int[] merge(int[] A, int[] B) {
    return merge(A, 0, B, 0);
}

/** The merge of A[L0..] and B[L1..] assuming A and B sorted. */
static int[] merge(int[] A, int L0, int[] B, int L1) {
    int N = A.length - L0 + B.length - L1;
    int[] C = new int[N];
    if (L0 >= A.length) arraycopy (B, L1, C, 0, N);
    else if (L1 >= B.length) arraycopy (A, L0, C, 0, N);
    else if (A[L0] <= B[L1]) {
        C[0] = A[L0]; arraycopy (merge(A, L0+1, B, L1), 0, C, 1, N-1);
    } else {
        C[0] = B[L1]; arraycopy (merge(A, L0, B, L1+1), 0, C, 1, N-1);
    }
    return C;
}

```

What is wrong with this implementation?

Last modified: Wed Sep 9 12:58:58 2015

CS61B: Lecture #6 9

A Tail-Recursive Strategy

```

public static int[] merge(int[] A, int[] B) {
    return merge(A, 0, B, 0, new int[A.length+B.length], 0);
}

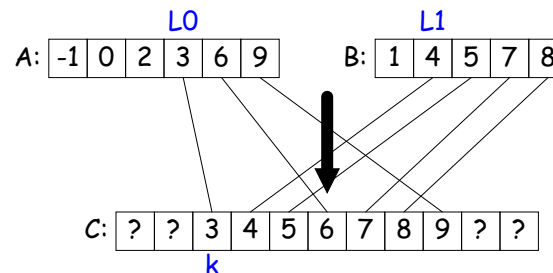
```

```

/** Merge A[L0..] and B[L1..] into C[K..], assuming A and B sorted. */
static int[] merge(int[] A, int L0, int[] B, int L1, int[] C, int k){
    ...
}

```

This last method merges *part* of A with part of B into part of C. For example, consider a possible call `merge(A, 3, B, 1, C, 2)`



Last modified: Wed Sep 9 12:58:58 2015

CS61B: Lecture #6 10

A Tail-Recursive Solution

```

public static int[] merge(int[] A, int[] B) {
    return merge(A, 0, B, 0, new int[A.length+B.length], 0);
}

/** Merge A[L0..] and B[L1..] into C[K..], assuming A and B sorted. */
static int[] merge(int[] A, int L0, int[] B, int L1, int[] C, int k){
    if (L0 >= A.length) arraycopy(B, L1, C, k, B.length-L1);
    else if (L1 >= B.length) arraycopy(A, L0, C, k, A.length-L0);
    else if (A[L0] <= B[L1]) {
        C[k] = A[L0];
        merge(A, L0+1, B, L1, C, k+1);
    } else {
        C[k] = B[L1];
        merge(A, L0, B, L1+1, C, k+1);
    }
    return C;
}

```

Last modified: Wed Sep 9 12:58:58 2015

CS61B: Lecture #6 11

Iterative Solution

In general, we don't use either of the previous approaches in languages like C and Java. Array manipulation is most often iterative:

```

public static int[] merge(int[] A, int[] B) {
    int[] C = new int[A.length + B.length];
}

```

Last modified: Wed Sep 9 12:58:58 2015

CS61B: Lecture #6 12

Iterative Solution II

```
public static int[] merge(int[] A, int[] B) {
    int[] C = new int[A.length + B.length];
    int L0, L1;
    L0 = L1 = 0;
    for (int k = 0; k < C.length; k += 1) {
        if (L0 >= A.length) {
            C[k] = B[L1]; L1 += 1;
        } else if (L1 >= B.length) {
            C[k] = A[L0]; L0 += 1;
        } else if (A[L0] <= B[L1]) {
            C[k] = A[L0]; L0 += 1;
        } else {
            C[k] = B[L1]; L1 += 1;
        }
    }
    return C;
}
```

Last modified: Wed Sep 9 12:58:58 2015

CS61B: Lecture #6 13

Alternative Solution: Removing a Variable

Claim: An invariant of the loop is that $k=L0+L1$.

```
public static int[] merge(int[] A, int[] B) {
    int[] C = new int[A.length + B.length];
    int L0, L1;
    L0 = L1 = 0;
    while (L0 + L1 < C.length) {
        if (L0 >= A.length) {
            C[L0 + L1] = B[L1]; L1 += 1;
        } else if (L1 >= B.length) {
            C[L0 + L1] = A[L0]; L0 += 1;
        } else if (A[L0] <= B[L1]) {
            C[L0 + L1] = A[L0]; L0 += 1;
        } else {
            C[L0 + L1] = B[L1]; L1 += 1;
        }
    }
    return C;
}
```

Last modified: Wed Sep 9 12:58:58 2015

CS61B: Lecture #6 14

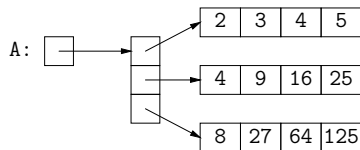
Multidimensional Arrays

- What about two- or higher-dimensional layouts, such as

$$A = \begin{array}{|c|c|c|c|} \hline 2 & 3 & 4 & 5 \\ \hline 4 & 9 & 16 & 25 \\ \hline 8 & 27 & 64 & 125 \\ \hline \end{array}$$

- Not primitive in Java, but we can build them as **arrays of arrays**:

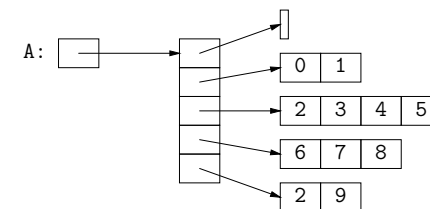
```
int[][] A = new int[3][4];
A[0] = new int[] {2, 3, 4, 5};
A[1] = new int[] {4, 9, 16, 25};
A[2] = new int[] {8, 27, 64, 125};
// or
int[][] A;
A = new int[][] { {2, 3, 4, 5}, {4, 9, 16, 25}, {8, 27, 64, 125} };
// or
int[][] A = { {2, 3, 4, 5}, {4, 9, 16, 25}, {8, 27, 64, 125} };
// or
int[][] A = new A[3][4];
for (int i = 0; i < 3; i += 1)
    for (int j = 0; j < 4; j += 1)
        A[i][j] = (int) Math.pow(j + 2, i + 1);
```



Exotic Multidimensional Arrays

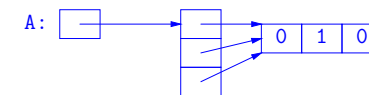
- Since every element of an array is independent, there is no single "width" in general:

```
int[][] A = new int[5][];
A[0] = new int[] {};
A[1] = new int[] {0, 1};
A[2] = new int[] {2, 3, 4, 5};
A[3] = new int[] {6, 7, 8};
A[4] = new int[] {9};
```



- What does this print?

```
int[][] ZERO = new int[3][];
ZERO[0] = ZERO[1] = ZERO[2] = new int[] {0, 0, 0};
ZERO[0][1] = 1;
System.out.println(ZERO[2][1]);
```



Last modified: Wed Sep 9 12:58:58 2015

CS61B: Lecture #6 15

Last modified: Wed Sep 9 12:58:58 2015

CS61B: Lecture #6 16